


CAL HISTORY

*DAVID ORTEGA,
2008 Cal Hall of Fame Inductee*

HISTORY OF CAL FOOTBALL, YEAR-BY-YEAR

YEAR	OVERALL					COACH
	W	L	T	PF	PA	
1886	6	2	1	88	35	O.S. Howard
1887	4	0	0	66	12	None
1888	6	1	0	104	10	
1890	4	0	0	45	4	
1891	0	1	0	0	36	
1892 Sp	4	2	0	82	24	
1892 Fa	2	1	1	44	34	Thomas McClung
1893	5	1	1	110	60	W.W. Heffelfinger
1894	0	1	2	12	18	Charles Gill
1895	3	1	1	46	10	Frank Butterworth
1896	6	2	2	150	56	
1897	0	3	2	8	58	Charles P. Nott
1898	8	0	2	221	5	Garrett Cochran
1899	7	1	1	142	2	
1900	4	2	1	53	7	Addison Kelly
1901	9	0	1	106	15	Frank Simpson
1902	8	0	0	168	12	James Whipple
1903	6	1	2	128	12	
1904	6	1	1	75	24	James Hopper
1905	4	1	2	75	12	J.W. Knibbs
1915	8	5	0	242	184	



Cal defeated Alabama 13-0 in the 1938 Rose Bowl.

YEAR	OVERALL					CONFERENCE					FINISH	COACH
	W	L	T	PF	PA	W	L	T	PF	PA		
1916	6	4	1	192	103	0	3	0	24	66	4 PCC	Andy Smith
1917	5	5	1	149	104	2	1	0	41	24	2 PCC	
1918	7	2	0	187	62	2	0	0	73	0	1 PCC	
1919	6	2	1	147	64	2	2	0	35	45	3t PCC	
1920	9	0	0	510	14	3	0	0	104	7	1t PCC	
1921	9	0	1	312	33	4	0	0	167	10	1t PCC	
1922	9	0	0	398	34	4	0	0	146	7	1t PCC	
1923	9	0	1	182	7	5	0	0	66	7	1t PCC	
1924	8	0	2	162	51	2	0	2	54	34	2 PCC	
1925	6	3	0	192	56	2	2	0	77	41	5 PCC	
1926	3	6	0	105	167	0	5	0	33	129	9 PCC	Nibs Price
1927	7	3	0	184	64	2	3	0	55	45	5t PCC	
1928	6	2	2	141	36	3	0	2	45	16	2 PCC	
1929	7	1	1	155	78	4	1	0	95	46	3t PCC	
1930	4	5	0	87	170	1	4	0	46	144	8t PCC	
1931	8	2	0	106	41	4	1	0	50	13	2 PCC	Bill Ingram
1932	7	3	2	169	89	2	2	1	37	46	5t PCC	
1933	6	3	2	161	39	2	2	2	51	19	6 PCC	
1934	6	6	0	176	110	3	2	0	69	37	5 PCC	
1935	9	1	0	163	22	4	1	0	55	22	1t PCC	Stub Allison
1936	6	5	0	147	74	4	3	0	87	51	4 PCC	
1937	10	0	1	214	33	6	0	1	137	26	1 PCC, 2 AP	
1938	10	1	0	219	44	6	1	0	107	37	1t PCC, 14 AP	
1939	3	7	0	93	134	2	5	0	58	107	8 PCC	
1940	4	6	0	84	128	3	4	0	75	68	6 PCC	
1941	4	5	0	107	71	3	4	0	76	58	7 PCC	
1942	5	5	0	98	107	3	4	0	74	94	7 PCC	
1943	4	6	0	99	143	2	2	0	26	26	2 PCC	
1944	3	6	1	78	149	1	3	1	19	78	4 PCC	

COACHING SUMMARY

Coach (Years)	W	L	T	PCT
Frank Simpson (1901)	9	0	1	.950
James Whipple (1902-03)	14	1	2	.882
Garrett Cochran (1898-99)	15	1	3	.868
James Hooper (1904)	6	1	1	.813
Andy Smith (1916-25)	74	16	7	.799
James Schaeffer (1909-15)	73	16	8	.794
W.W. Heffelfinger (1892)	5	1	1	.786
O.S. Howard (1886)	6	2	1	.722
J.W. Knibbs (1905)	4	1	2	.714
Frank Butterworth (1895-96)	9	3	3	.700
Lynn Waldorf (1947-56)	67	32	4	.670
Jeff Tedford (2002-)	50	26	0	.658
Bill Ingram (1931-34)	27	14	4	.644
Addison Kelly (1900)	4	2	1	.643
Thomas McClung (1892)	2	1	1	.625
Nibs Price (1926-30)	27	17	3	.606
Stub Allison (1935-44)	58	42	2	.578
Oscar Taylor (1906-08)	13	10	1	.563
Bruce Snyder (1987-91)	29	24	4	.544
Mike White (1972-77)	35	30	1	.538
Steve Mariucci (1996)	6	6	0	.500
Ray Willsey (1964-71)	40	42	1	.488
Lawrence Shaw (1945)	4	5	1	.450
Keith Gilbertson (1992-95)	20	26	0	.435
Roger Theder (1978-81)	18	27	0	.400
Joe Kapp (1982-86)	20	34	1	.373
Charles Gill (1894)	0	1	2	.333
Pete Elliott (1957-59)	10	21	0	.323
Marv Levy (1960-63)	8	29	3	.238
Frank Wickhorst (1946)	2	7	0	.222
Tom Holmoe (1997-01)*	12	43	0	.218
Charles Nott (1897)	0	3	2	.200



Nibs Price



Ray Willsey



Bruce Snyder


CAL'S EARLY RUGBY YEARS

During these years, rugby was played instead of football.

	W	L	T	PF	PA
1882-83	2	1	1	24	13
1884	2	0	0	27	0
1885	4	0	1	23	0
1906	2	4	0	19	20
1907	4	3	0	67	42
1908	7	3	1	114	46
1909	12	3	1	268	57
1910	12	0	2	279	27
1911	11	2	1	256	34
1912	10	2	1	144	58
1913	6	3	3	105	110
1914	14	1	0	276	60

* includes four forfeits in 1999 for use of ineligible players


1945	4	5	1	93	107	2	4	1	55	81	6	PCC	Buck Shaw
1946	2	7	0	112	169	1	6	0	85	128	9	PCC	Frank Wickhorst
1947	9	1	0	275	111	5	1	0	135	84	2t	PCC, 15 AP	Pappy Waldorf
1948	10	1	0	291	100	6	0	0	155	40	1t	PCC, 4 AP	
1949	10	1	0	319	131	7	0	0	220	80	1	PCC, 3 AP	
1950	9	1	1	224	90	5	0	1	124	28	1	PCC, 5 AP, 4 UPI	
1951	8	2	0	307	166	5	2	0	183	152	3	PCC, 12 AP	
1952	7	3	0	247	127	3	3	0	109	80	4	PCC	
1953	4	4	2	220	170	2	2	2	127	98	4	PCC	
1954	5	5	0	249	177	4	3	0	178	129	4	PCC	
1955	2	7	1	107	216	1	5	1	60	162	7t	PCC	
1956	3	7	0	135	181	2	5	0	95	142	8	PCC	
1957	1	9	0	109	176	1	6	0	97	123	7t	PCC	Pete Elliott
1958	7	4	0	207	200	6	1	0	127	85	1	PCC, 16 AP	
1959	2	8	0	115	223	1	3	0	39	70	4	AAWU	
1960	2	7	1	93	195	1	3	0	38	92	4	AAWU	Marv Levy
1961	1	8	1	118	268	1	3	0	57	97	4t	AAWU	
1962	1	9	0	143	247	0	4	0	35	115	6	AAWU	
1963	4	5	1	195	213	1	3	0	74	103	5	AAWU	
1964	3	7	0	152	187	0	4	0	61	93	8	AAWU	Ray Willsey
1965	5	5	0	125	194	2	3	0	50	112	5t	AAWU	
1966	3	7	0	131	197	2	3	0	76	102	5	AAWU	
1967	5	5	0	155	195	2	3	0	79	107	6	AAWU	
1968	7	3	1	243	114	2	2	1	99	85	4	Pac-8	
1969	5	5	0	180	182	2	4	0	101	123	6	Pac-8	
1970	6	5	0	272	249	4	3	0	166	123	2t	Pac-8	
1971	6	5	0	186	262	4	3	0	109	156	3t	Pac-8	
1972	3	8	0	228	314	3	4	0	163	208	5	Pac-8	Mike White
1973	4	7	0	245	380	2	5	0	168	272	5t	Pac-8	
1974	7	3	1	276	213	4	2	1	184	148	3t	Pac-8	
1975	8	3	0	330	233	6	1	0	235	133	1t	Pac-8, 14 AP, 15 UPI	
1976	5	6	0	230	226	3	4	0	115	124	4t	Pac-8	
1977	8	3	0	300	211	4	3	0	169	156	4	Pac-8 (includes UCLA forfeit)	
1978	6	5	0	236	289	3	4	0	124	204	6t	Pac-10	Roger Theder
1979	7	5	0	257	194	6	3	0	217	142	5	Pac-10 (includes Oregon forfeit)	
1980	3	8	0	194	328	3	5	0	149	223	9	Pac-10	
1981	2	9	0	197	287	2	6	0	132	204	8	Pac-10	
1982	7	4	0	220	233	4	4	0	135	209	6	Pac-10	Joe Kapp
1983	5	5	1	242	227	3	4	1	179	173	8	Pac-10	
1984	2	9	0	150	264	1	8	0	104	219	10	Pac-10	
1985	4	7	0	233	265	2	7	0	146	212	10	Pac-10	
1986	2	9	0	145	325	2	7	0	116	269	9	Pac-10	
1987	3	6	2	239	267	2	3	2	137	170	8	Pac-10	Bruce Snyder
1988	5	5	1	243	244	1	5	1	109	188	10	Pac-10	
1989	4	7	0	200	288	2	6	0	151	222	10	Pac-10	
1990	7	4	1	325	341	4	3	1	221	228	4	Pac-10	
1991	10	2	0	443	239	6	2	0	237	164	2t	Pac-10, 8 AP, 7 USA Today	
1992	4	7	0	284	284	2	6	0	197	204	9	Pac-10	Keith Gilbertson
1993	9	4	0	411	303	4	4	0	183	244	4t	Pac-10, 25 AP, 24 USA Today	
1994	4	7	0	212	248	3	5	0	130	205	5t	Pac-10	
1995	3	8	0	243	286	2	6	0	170	221	8t	Pac-10	
1996	6	6	0	382	407	3	5	0	224	288	5t	Pac-10	Steve Mariucci
1997	3	8	0	295	339	1	7	0	186	259	9	Pac-10	Tom Holmoe
1998	5	6	0	183	251	3	5	0	153	205	7	Pac-10	
1999	0	11	0*	180	254	0	8	0*	131	164	6t	Pac-10	
2000	3	8	0	246	295	2	6	0	204	240	8t	Pac-10	
2001	1	10	0	201	431	0	8	0	148	333	10	Pac-10	
2002	7	5	0	427	318	4	4	0	256	238	4t	Pac-10	Jeff Tedford
2003	8	6	0	457	341	5	3	0	267	170	3t	Pac-10	
2004	10	2	0	441	192	7	1	0	287	103	2	Pac-10, 9 AP	
2005	8	4	0	395	254	4	4	0	243	190	4t	Pac-10, 25 AP	
2006	10	3	0	427	251	7	2	0	280	173	1t	Pac-10, 14 AP	
2007	7	6	0	381	348	3	6	0	218	241	7t	Pac-10	



Andy Smith



Lynn "Pappy" Waldorf



Joe Kapp

OVERALL RECORDS

	W-L-T	PCT	PF	PA
NCAA Recognized	607-467-51	.562	22,083	17,874
Rugby	86-22-11	.769	1,602	467
Totals	W-L-T	PCT	PF	PA
All-Time	693-489-62	.582	23,685	18,341
Conference	266-300-21	.471	11,184	11,439
Collegiate	519-446-37	.536	20,306	17,186

DID YOU KNOW? Current Arizona Cardinal J.J. Arrington rushed for over 2,000 yards in 2004.

ALL-TIME SCORES

1882-83

Won 2, Lost 1, Tied 1**Coach: None****Captain: W.E. Conner**

D2	L	Phoenix Club	4-7	SF
F10	T	Allies	0-0	SF
F24	W	Phoenix Club	7-6	SF
A7	W	Allies	13-0	SF

1884

Won 2, Lost 0, Tied 0**Coach: None****Captain: Charles O. Bosse**

F9	W	Merions	18-0	SF
M1	W	Wanderers	9-0	SF

1885

Won 4, Lost 0, Tied 1**Coach: None****Captain: John G. Sutton**

F14	W	Merions	13-0	H
F21	W	Merions	4-0	H
F28	W	Merions	4-0	H
M14	T	Wasps	0-0	H
M28	W	Wasps	2-0	H

1886

Won 6, Lost 2, Tied 1**Coach: Oscar S. Howard****Captain: Frederick C. Turner**

J16	W	Wasps	20-2	H
F6	L	Orions	10-12	O
F22	W	Hastings Law Col.	1-0	H
M13	T	Reliance	12-12	H
M27	W	Reliance	10-0	H
A30	W	Orions	29-2	H
M5	L	Reliance	4-7	H
M21	W	Wasps	1-0	H
M22	W	Hastings Law Col.	1-0	H

O - Oakland

1887

Won 4, Lost 0, Tied 0**Coach: None****Captain: Frederick C. Turner**

F18	W	S.F. Club	26-0	H
F25	W	Volunteers	14-0	H
M5	W	Reliance	14-6	H
M26	W	Reliance	12-6	H

1888

Won 6, Lost 1, Tied 0**Coach: None****Captain: Charles W. Reed**

F18	W	S.F. Club	26-0	H
F25	L	Volunteers	6-10	H
M10	W	S.F. Club	20-0	H
M17	W	Posens	14-0	H
M31	W	Wasps	1-0	H
A21	W	Wasps	1-0	H
A23	W	S.F. Club	36-0	SR

SR - Santa Rosa

1889

All scheduled games were cancelled due to excessive rains.

1890

Won 4, Lost 0, Tied 0**Coach: None****Captain: Fred W. McNear**

J11	W	Posens	6-4	H
F8	W	Posens	16-0	H
F15	W	Posens	11-0	H
M1	W	Posens	12-0	H

1891

Won 0, Lost 1, Tied 0**Coach: None****Captain: John H. White**

M7	L	S.F. Club	0-36	H
----	---	-----------	------	---

1892 (Spring)

Won 4, Lost 2, Tied 0**Coach: None****Captain: George H. Foulks**

D12	W	S.F. Boys HS	12-0	H
J5	W	S.F. Boys HS	14-0	H
J12	W	Hopkins Academy	16-4	H
F3	W	Berkeley Gym.	30-0	H
F20	L	Olympic Club	0-6	H
M19	L	Stanford	10-14	SF

1892

Won 2, Lost 1, Tied 1**Coach: Thomas McClung****Captain: Loren E. Hunt**

O26	L	Olympic Club	10-20	SF
N5	W	Olympic Club	16-0	SF
N12	W	Olympic Club	8-4	SF
D17	T	Stanford	10-10	SF

1893

Won 5, Lost 1, Tied 1**Coach: W.W. Heffelfinger****Captain: H. Percy Benson**

O28	W	Reliance Club	30-0	H
N1	W	S.F. All-Stars	14-12	SF
N3	W	Olympic Club	22-10	SF
N11	W	Olympic Club	12-6	SF
N14	W	Reliance Club	22-10	P
N17	L	Reliance Club	4-16	P
N30	T	Stanford	6-6	SF

P - Piedmont

1894

Won 0, Lost 1, Tied 2**Coach: Charles O. Gill****Captain: H. Percy Benson**

O13	T	Reliance Club	12-12	SF
O27	T	Reliance Club	0-0	P
N29	L	Stanford	0-6	SF

P - Piedmont

1895

Won 3, Lost 1, Tied 1**Coach: Frank Butterworth****Captain: Eddie Sherman**

O6	L	Reliance Club	0-4	H
O12	W	Reliance Club	12-0	H
O26	W	Reliance Club	8-0	H
N9	W	Olympic Club	20-0	SF
N28	T	Stanford	6-6	SF

1896

Won 6, Lost 2, Tied 2**Coach: Frank Butterworth****Captain: A.W. Ransome**

O3	L	Reliance Club	2-12	SF
O6	T	Olympic Club	0-0	SF
O10	T	Reliance Club	0-0	SF
O17	W	Olympic Club	24-8	SF
N3	W	Reliance Club	16-10	SF
N26	L	Stanford	0-20	SF
D25	W	Los Angeles A.C.	14-0	A
D29	W	Redlands High	32-0	A
D31	W	San Diego High	52-0	A
J1	W	Whittier School	10-6	A

1897

Won 0, Lost 3, Tied 2**Coach: Charles P. Nott****Captain: Percy W. Hall**

S25	L	Reliance	0-12	H
O2	L	Reliance	0-10	SF
O9	T	Reliance	4-4	H
N6	T	Reliance	4-4	H
N25	L	Stanford	0-28	SF

1898

Won 8, Lost 0, Tied 2**Coach: Garrett Cochran****Captain: Percy W. Hall**

O1	W	Olympic Club	17-0	SF
O8	W	Washington Vols.	4-0	H
O13	W	Washington Vols.	44-0	H
O15	W	Olympic Club	18-0	SF
O18	W	Kansas Volunteers	33-0	H
O31	T	Iowa Volunteers	0-0	H
N4	W	St. Mary's	51-0	H
N12	T	Olympic Club	5-5	SF
N24	W	Stanford	22-0	SF
D26	W	Multnomah A.C.	27-0	P

P - Portland

1899

Won 7, Lost 1, Tied 1**Coach: Garrett Cochran****Captain: James R. Whipple**

S30	W	Olympic Club	6-0	H
O14	T	Olympic Club	0-0	SF
O21	W	League of the Cross	11-0	H
N11	W	Olympic Club	15-0	SF
N15	W	Nevada	24-0	H
N18	W	Oregon	12-0	H
N22	W	State Normal	44-0	H
N30	W	Stanford	30-0	SF
D25	L	Carlisle	0-2	SF

1900

Won 4, Lost 2, Tied 1**Coach: Addison W. Kelly****Captain: Charles A. Pringle**

O6	T	Reliance	0-0	H
O20	W	Reliance	5-0	H
N10	W	Reliance	11-0	H
N14	W	Nevada	32-0	H
N17	L	Oregon	0-2	H
N22	W	San Jose Normal	5-0	H
N29	L	Stanford	0-5	SF

1901

Won 9, Lost 0, Tied 1**Coach: Frank Simpson****Captain: Lloyd A. Womble**

S28	T	Reliance	0-0	H
O5	W	Olympic Club	5-0	H
O10	W	Olympic Club	6-0	H
O12	W	Reliance	6-0	H
O26	W	Olympic Club	6-5	SF
N30	W	Nevada	12-0	H
N1	W	Mare Isl. Marines	16-0	H
N9	W	Stanford	2-0	SF
D25	W	So. Cal. All-Stars	38-0	A
D30	W	Perris Indians	15-10	R

R - Riverside

1902

Won 8, Lost 0, Tied 0**Coach: James R. Whipple****Captain: William B. Albertson**

S27	W	Alumni Club	12-0	H
O4	W	Reliance	16-0	H
O11	W	Alumni Club	44-0	H
O25	W	Reliance	17-0	H
O28	W	'98-'99 Alumni	5-0	H
N1	W	Nevada	29-0	H
N8	W	Stanford	16-0	SF
N28	W	Perris Indians	29-12	R

R - Riverside

1903

Won 6, Lost 1, Tied 2**Coach: James R. Whipple****Captain: Orval F. Overall**

S26	T	Reliance	0-0	H
O3	W	Navy Hospital	51-0	H
O10	W	Reliance	7-0	H
O14	W	Reliance	5-0	H
O24	W	Chemawa Indians	40-0	H
O28	W	Alumni	6-0	H
O31	W	Multnomah A.C.	11-0	H
N7	L	Nevada	2-6	H
N14	T	Stanford	6-6	SF

1904

Won 6, Lost 1, Tied 1**Coach: James Hopper****Captain: Benjamin K. Stroud**

O1	W	Sherman Indians	6-0	H
O8	W	Olympic Club	10-0	H
O18	W	Multnomah A.C.	20-0	H
O22	W	Oregon	12-0	H
O29	W	Pomona	5-0	H
N5	W	Nevada	16-0	H
N12	L	Stanford	0-18	H
N24	T	Washington	6-6	A

1905

Won 4, Lost 1, Tied 2**Coach: J.W. Knibbs****Captain: James A. Force**

S30	W	St. Vincent's	23-0	H
O7	T	Williamette	0-0	H
O12	T	Oregon	0-0	H
O21	W	Sherman Indians	21-0	LA
O28	W	Oregon Aggies	10-0	H
N4	W	Nevada	16-0	H
N11	L	Stanford	5-12	A

1906**Won 2, Lost 4, Tied 0****Coach: Oscar Taylor****Captain: Calvin W. Haffey**

O17	L	S.F. All-Stars	5-8	H
O20	W	Pomona	6-0	H
O24	W	Vancouver	5-0	H
O27	L	Vancouver	0-3	H
N3	L	Nevada	0-3	H
N10	L	Stanford	3-6	H

1907**Won 4, Lost 3, Tied 0****Coach: Oscar Taylor****Captain: Walter Fuller**

S14	L	Barbarians	0-6	H
S21	W	Barbarians	9-0	H
O5	W	Barbarians	6-0	H
O19	W	Nevada	25-0	H
O23	W	Vancouver	16-12	H
O28	L	Vancouver	0-3	H
N9	L	Stanford	11-21	A

1908**Won 7, Lost 3, Tied 1****Coach: Oscar Taylor****Captain: Ralph H. Butler**

S19	W	Olympic Club	14-0	H
S26	W	Barbarians	3-0	H
O3	W	Olympic Club	14-3	H
O10	L	Barbarians	0-11	H
O21	W	St. Mary's	32-0	H
O24	W	Barbarians	17-6	H
O28	T	Vancouver	3-3	H
O31	L	Vancouver	0-3	H
N3	W	Olympic Club	17-8	H
N7	W	Nevada	11-0	H
N14	L	Stanford	3-12	H

1909**Won 12, Lost 3, Tied 1****Coach: James G. Schaeffer****Captain: Cedric Cerf**

S4	W	Reliance	39-0	H
S9	W	Barbarians	6-3	H
S11	W	Reliance	30-0	H
S18	W	Olympic Club	16-0	H
S25	L	Barbarians	3-6	H
O2	T	Castaways	10-10	LA
O4	W	So. Cal All-Stars	19-3	LA
O9	W	Barbarians	6-0	H
O23	W	Olympic Club	19-0	H
O27	W	Vancouver	24-3	H
O30	W	Vancouver	39-0	H
N6	W	Nevada	24-8	H
N13	W	Stanford	19-13	A
D25	L	Vancouver	0-3	A
D29	L	Vancouver	0-5	A
J1	W	Vancouver	14-3	A

1910**Won 12, Lost 0, Tied 2****Coach: James G. Schaeffer****Captain: Jay Dwiggins, Jr.**

S10	W	Barbarians	9-0	H
S17	W	Barbarians	32-5	H
S24	W	Olympic Club	17-3	H
O1	W	Barbarians	26-0	H
O8	W	Olympic Club	16-0	H
O19	W	Barbarians	22-0	H
O22	W	Olympic Club	40-10	H
O26	W	St. Mary's	6-0	H
O29	W	Olympic Club	18-0	H
N5	W	Nevada	62-0	H
N12	W	Stanford	25-6	H
D26	T	Victoria All-Stars	0-0	A

D29	W	Victoria All-Stars	3-0	A
J1	T	Victoria All-Stars	3-3	A

1911**Won 11, Lost 2, Tied 1****Coach: James G. Schaeffer****Captain: Amos W. Elliott**

S9	W	Barbarians	11-0	H
S16	W	Olympic Club	8-0	H
S23	W	Barbarians	31-3	H
S30	W	Olympic Club	16-8	H
O7	W	Nevada	29-0	A
O14	W	Barbarians	14-3	H
O21	W	Olympic Club	18-3	H
O25	W	B.C. All-Stars	21-0	H
O28	W	B.C. All-Stars	24-0	H
N4	W	Olympic Club	60-0	H
N11	W	Stanford	21-3	A
D25	T	Victoria All-Stars	0-0	A
D28	L	Victoria All-Stars	3-6	A
J1	L	Victoria All-Stars	0-8	A

1912**Won 10, Lost 2, Tied 1****Coach: James G. Schaeffer****Captain: John A. Stroud, Jr.**

S9	W	Barbarians	8-3	H
S14	W	Olympic Club	5-3	H
S21	W	Barbarians	16-0	H
S28	W	Olympic Club	9-0	H
O5	W	Nevada	34-0	H
O9	W	St. Mary's	21-0	H
O12	W	Olympic Club	5-0	H
O19	W	Barbarians	16-3	H
O26	L	Australia Waratahs	0-18	H
O30	W	Australia Waratahs	6-5	H
N2	L	Australia Waratahs	3-23	H
N9	T	Stanford	3-3	H
N28	W	USC	18-0	H

1913**Won 6, Lost 3, Tied 3****Coach: James G. Schaeffer****Captain: Stirling B. Peart**

S9	T	Titans	6-6	H
S13	T	Barbarians	0-0	H
S20	W	Titans	4-3	H
S27	W	Barbarians	21-0	H
O4	W	UC Alumni Club	18-0	H
O8	L	N.Z. All-Blacks	0-31	H
O11	W	Santa Clara	6-3	H
O18	W	UC Alumni Club	13-3	H
O25	L	N.Z. All-Blacks	3-38	H
N8	L	Stanford	8-13	A
N22	W	Barbarians	23-10	SF
N27	T	USC	3-3	A

1914**Won 14, Lost 1, Tied 0****Coach: James G. Schaeffer****Captain: Joseph L. McKim**

S5	W	Olympic Club	8-3	H
S9	W	Titans	8-3	H
S12	W	Barbarians	12-5	H
S19	W	UC Alumni	17-5	H
S26	W	Olympic Club	13-3	H
O3	W	Titans	17-3	H
O10	W	UC Alumni	22-3	H
O17	W	Barbarians	11-0	H
O21	W	St. Mary's	28-0	H
O24	W	Titans	18-0	H
O28	W	St. Mary's	24-3	H
O31	W	Santa Clara	25-0	H
N7	W	UC Alumni	27-3	H
N14	L	Stanford	8-26	H
N28	W	Nevada	38-3	A

1915**Won 8, Lost 5, Tied 0****Coach: James G. Schaeffer****Captain: Clifford G. Canfield**

S11	W	Olympic Club	17-0	H
S18	L	Commerical Club	0-10	H
S25	W	Olympic Club	18-2	H
O2	W	Olympic Club	19-9	H
O9	W	Originals	7-0	H
O16	W	Sherman Indians	44-7	H
O20	L	St. Mary's	6-7	H
O23	L	USC	10-28	H
O30	W	St. Mary's	10-9	H
N6	L	Washington	0-72	H
N13	L	Washington	7-13	A
N20	W	Nevada	81-6	R
N25	W	USC	23-21	A

1916**Won 6, Lost 4, Tied 1****Coach: Andy Smith****Captain: Willis R. Montgomery**

S16	W	Olympic Club	23-0	H
S23	W	Originals	23-0	H
S30	T	Olympic Club	0-0	H
O7	W	Originals	13-0	H
O14	W	Whittier	21-17	H
O21	L	Oregon	14-39	H
O28	L	Occidental	13-14	H
N4	W	USC	27-0	A
N11	W	St. Mary's	48-6	H
N18	L	Washington	3-13	H
N30	L	Washington	7-14	A

1917**Won 5, Lost 5, Tied 1****Coach: Andy Smith****Captains: Daniel P. Foster, Fred T. Brooks**

S15	L	Mare Isl. Marines	0-27	H
S22	L	Olympic Club	2-6	H
S29	L	Mare Isl. Marines	0-26	H
O6	W	Olympic Club	40-0	H
O13	W	Navy Hospital Corps	33-7	H
O20	W	Occidental	20-0	H
O27	W	Oregon Aggies	14-3	H
N3	W	Washington	27-0	H
N10	L	St. Mary's	13-14	H
N17	L	Oregon	0-21	A
N29	T	USC	0-0	A

1918**Won 7, Lost 2, Tied 0****Coach: Andy Smith****PACIFIC COAST CONFERENCE CHAMPIONS****Captain: Carlton G. Wells**

O5	L	Ft. MacDowell	7-21	H
O12	W	S.F. Presidio	13-7	H
O19	W	Fort Scott	1-0	H
N9	W	St. Mary's	40-14	H
N16	L	Mather Field	0-13	H
N23	W	Oregon	6-0	H
N30	W	Stanford	67-0	H
D7	W	San Pedro Navy	20-0	H
D14	W	USC	33-7	A

1919**Won 6, Lost 2, Tied 1****Coach: Andy Smith****Captain: Fred T. Brooks**

S27	W	Olympic Club	12-0	H
O4	T	Olympic Club	6-6	H
O11	W	St. Mary's	19-0	H
O18	W	Occidental	61-0	H
O25	L	Washington State	0-14	H

N1	W	Oregon Aggies	21-14	H
N8	W	USC	14-13	A
N22	W	Stanford	14-10	A
N27	L	Washington	0-7	A

1920**Won 9, Lost 0, Tied 0****Coach: Andy Smith****PACIFIC COAST CONFERENCE CHAMPIONS****Captain: Olin C. Majors**

S25	W	Olympic Club	21-0	H
O2	W	Mare Isl. Marines	88-0	H
O9	W	St. Mary's	127-0	H
O16	W	Nevada	79-7	H
O23	W	Utah	63-0	H
O30	W	Oregon Aggies	17-7	A
N6	W	Washington State	49-0	H
N20	W	Stanford	38-0	H

ROSE BOWL

J1	W	Ohio State	28-0	P
----	---	------------	------	---

*P - Pasadena***1921****Won 9, Lost 0, Tied 1****Coach: Andy Smith****PACIFIC COAST CONFERENCE CHAMPIONS****Captain: George H. Latham**

S24	W	St. Mary's	21-0	H
O1	W	Olympic Club	14-0	H
O8	W	Nevada	51-6	H
O15	W	Pacific Fleet	21-10	H
O22	W	Oregon	39-0	H
O29	W	Washington State	14-0	Po
N5	W	USC	38-7	H
N12	W	Washington	72-3	H
N19	W	Stanford	42-7	A

ROSE BOWL

J1	T	Washington & Jeff.	0-0	Pa
----	---	--------------------	-----	----

*Po - Portland**Pa - Pasadena***1922****Won 9, Lost 0, Tied 0****Coach: Andy Smith****PACIFIC COAST CONFERENCE CHAMPIONS****Captain: Charles F. Erb, Jr.**

S30	W	Santa Clara	45-14	H
O7	W	Mare Isl. Marines	80-0	H
O14	W	St. Mary's	41-0	H
O21	W	Olympic Club	25-0	H
O28	W	USC	12-0	A
N4	W	Washington State	61-0	H
N11	W	Washington	45-7	A
N18	W	Nevada	61-13	H
N25	W	Stanford	28-0	A

1923**Won 9, Lost 0, Tied 1****Coach: Andy Smith****PACIFIC COAST CONFERENCE CHAMPIONS****Captain: Donald P. Nichols**

S22	W	Alumni All-Stars	3-0	H
S29	W	St. Mary's	49-0	H
O6	W	Santa Clara	48-0	H
O13	W	Olympic Club	16-0	H
O20	W	Oregon Aggies	26-0	H
O27	W	Washington State	9-0	P
N3	T	Nevada	0-0	H
N10	W	USC	13-7	A
N17	W	Washington	9-0	H
N24	W	Stanford	9-0	H

P - Portland

ALL-TIME SCORES (continued)

1924

Won 8, Lost 0, Tied 2

Head Coach: Andy Smith

Captain: Edwin C. Horrell

S27	W	Santa Clara	13-7	H
O4	W	St. Mary's	17-7	H
O11	W	Pomona	28-0	H
O18	W	Olympic Club	9-3	H
O25	W	Washington State	20-7	H
N1	W	USC	7-0	H
N8	T	Washington	7-7	A
N15	W	Nevada	27-0	H
N22	T	Stanford	20-20	H
J1	W	Pennsylvania	14-0	H

1925

Won 6, Lost 3, Tied 0

Head Coach: Andy Smith

Captain: Talma W. Imlay

S26	W	Santa Clara	28-0	H
O3	W	Nevada	54-0	H
O10	L	Olympic Club	0-15	H
O17	W	St. Mary's	6-0	H
O24	W	Oregon	28-0	P
O31	W	Pomona	27-0	LA
N7	W	Washington State	35-7	H
N14	L	Washington	0-7	H
N21	L	Stanford	14-27	A

P - Portland

1926

Won 3, Lost 6, Tied 0

Coach: Clarence M. Price

Captain: Bert Griffin

S25	W	Santa Clara	13-6	H
O2	W	Olympic Club	32-0	H
O9	L	St. Mary's	7-26	H
O16	L	Oregon Aggies	7-27	H
O23	L	USC	0-27	H
O30	L	Oregon	13-21	H
N6	W	Washington	7-13	A
N13	W	Nevada	20-6	H
N20	L	Stanford	6-41	H

1927

Won 7, Lost 3, Tied 0

Coach: Clarence M. Price

Captain: Fritz Coltrin

S24	W	Santa Clara	14-6	H
O1	W	Nevada	54-0	H
O8	W	St. Mary's	13-0	H
O15	W	Oregon	16-0	P
O22	W	Olympic Club	21-0	H
O29	L	USC	0-13	A
N5	W	Montana	33-13	H
N12	L	Washington	0-6	H
N19	L	Stanford	6-13	A
D31	W	Pennsylvania	27-13	H

P - Portland

1928

Won 6, Lost 2, Tied 2

Coach: Clarence M. Price

Captain: Irvine Phillips

S29	W	Santa Clara	22-0	H
O6	W	St. Mary's	7-0	H
O13	W	Washington State	13-3	H
O20	T	USC	0-0	H
O27	L	Olympic Club	0-12	H
N3	W	Oregon	13-0	H
N10	W	Washington	6-0	A
N17	W	Nevada	60-0	H
N24	T	Stanford	13-13	H

ROSE BOWL

J1 L Georgia Tech 7-8 P

P - Pasadena

1929

Won 7, Lost 1, Tied 1

Coach: Clarence M. Price

Captain: Roy Riegels

S28	W	Santa Clara	27-6	H
O5	T	St. Mary's	0-0	H
O12	W	Washington State	14-0	H
O19	W	Pennsylvania	12-7	A
O26	W	Olympic Club	21-19	H
N2	W	USC	15-7	A
N9	W	Montana	53-18	H
N16	W	Washington	7-0	H
N23	L	Stanford	6-21	A

1930

Won 4, Lost 5, Tied 0

Coach: Clarence M. Price

Captain: Carl Handy

S27	W	Santa Clara	19-7	H
O4	L	Washington State	0-16	H
O11	W	St. Mary's	7-6	H
O18	L	Olympic Club	7-13	H
O25	L	Washington	0-13	A
N1	W	Montana	46-0	H
N8	L	USC	0-74	A
N15	W	Nevada	8-0	H
N22	L	Stanford	0-41	H

1931

Won 8, Lost 2, Tied 0

Coach: William A. Ingram

Captain: Edwin Griffiths

S26	W	Santa Clara	6-2	H
O3	L	St. Mary's	0-14	H
O10	W	Olympic Club	6-0	H
O17	W	Washington State	13-7	P
O24	L	USC	0-6	H
O31	W	Nevada	25-6	H
N7	W	Washington	13-0	H
N14	W	Idaho	18-0	H
N21	W	Stanford	6-0	A
D26	W	Georgia Tech	19-6	A

P - Portland

1932

Won 7, Lost 3, Tied 2

Coach: William A. Ingram

Captain: Richard C. Tozer

S17	W	California Aggies	20-6	H
S17	W	West Coast Navy	13-0	H
S24	L	Santa Clara	0-12	H
O1	W	Olympic Club	22-6	H
O8	T	St. Mary's	12-12	H
O15	L	Washington State	2-7	H
O22	W	Washington	7-6	A
O29	W	Nevada	38-0	H
N5	L	USC	7-27	A
N12	W	Idaho	21-6	H
N19	T	Stanford	0-0	H
D17	W	Georgia Tech	27-7	H

1933

Won 6, Lost 3, Tied 2

Coach: William A. Ingram

Captain: John Ransome

S23	L	Santa Clara	0-7	H
S30	W	California Aggies	39-0	H
S30	W	Nevada	34-0	H
O7	W	St. Mary's	14-13	H

O14	W	Olympic Club	23-0	H
O21	T	Washington State	6-6	A
O28	L	USC	3-6	H
N4	T	UCLA	0-0	A
N11	W	Washington	33-0	H
N18	W	Idaho	6-0	H
N25	L	Stanford	3-7	A

1934

Won 6, Lost 6, Tied 0

Coach: William A. Ingram

Captain: Arleigh Williams

S29	W	California Aggies	54-0	H
S29	W	Nevada	33-0	H
O6	L	St. Mary's	0-7	H
O13	W	Pacific	7-6	H
O20	W	UCLA	3-0	H
O27	L	Washington	7-13	A
N3	L	Santa Clara	0-20	H
N10	W	USC	7-2	A
N17	W	Idaho	45-13	H
N24	L	Stanford	7-9	H
D25	L	Honolulu Twn Tm.	13-26	A
J1	L	Hawaii	0-14	A

1935

Won 9, Lost 1, Tied 0

Coach: Leonard B. Allison

PACIFIC COAST CONFERENCE

CO-CHAMPIONS

Captain: Larry Lutz

S28	W	California Aggies	47-0	H
S28	W	Whittier	6-0	H
O5	W	St. Mary's	10-0	H
O12	W	Oregon	6-0	P
O19	W	Santa Clara	6-0	H
O26	W	USC	21-7	H
N2	W	UCLA	14-2	A
N9	W	Washington	14-0	H
N16	W	Pacific	39-0	H
N23	L	Stanford	0-13	A

P - Portland

1936

Won 6, Lost 5, Tied 0

Coach: Leonard B. Allison

Captain: Ray Nordstrom

S26	W	Pacific	14-0	H
S26	W	California Aggies	39-0	H
O3	L	St. Mary's	0-10	H
O10	W	Oregon State	7-0	P
O17	L	UCLA	6-17	H
O24	L	Washington (8)	0-13	A
O31	L	Washington State	13-14	H
N7	W	USC (11)	13-7	A
N14	W	Oregon	28-0	H
N21	W	Stanford	20-0	H
N28	L	Georgia Tech	7-13	A

P - Portland

1937

Won 10, Lost 0, Tied 1 (Final

Ranking No. 2 AP)

Coach: Leonard B. Allison

PACIFIC COAST CONFERENCE

CHAMPIONS

Captain: John Meek

S25	W	St. Mary's	30-7	H
O2	W	Oregon State	24-6	H
O9	W	Washington State	27-0	H
O16	W	California Aggies	14-0	H
O16	W	Pacific	20-0	H
O23	W	(1) USC (11)	20-6	H

O30	W	(1) UCLA	27-14	A
N6	T	(1) Washington	0-0	H
N13	W	(2) Oregon	26-0	Po
N20	W	(2) Stanford (13)	13-0	A

ROSE BOWL

J1 W (2) Alabama (4) 13-0 Pa

Po - Portland

Pa - Pasadena

1938

Won 10, Lost 1, Tied 0 (Final AP

Ranking No. 14)

Coach: Leonard B. Allison

PACIFIC COAST CONFERENCE

CO-CHAMPIONS

Captain: Vic Bottari

S24	W	St. Mary's	12-7	H
O1	W	Washington State	27-3	A
O8	W	California Aggies	48-0	H
O8	W	Pacific	39-0	H
O15	W	UCLA	20-7	H
O22	W	(3) Washington	14-7	A
O29	W	(3) Oregon State	13-7	H
N5	L	(3) USC (13)	7-13	A
N12	W	(14) Oregon	20-0	H
N19	W	(9) Stanford	6-0	H
D26	W	(9) Georgia Tech	13-0	H

1939

Won 3, Lost 7, Tied 0

Coach: Leonard B. Allison

Captain: Louie Smith

S30	W	California Aggies	32-14	H
S30	L	Pacific	0-6	H
O7	L	St. Mary's	3-7	H
O14	L	Oregon	0-6	H
O21	W	Washington State	13-7	H
O28	L	USC (8)	0-26	H
N4	L	UCLA (19)	7-20	A
N11	L	Washington	6-13	H
N18	L	Oregon State (19)	0-21	C
N25	W	Stanford	32-14	A

1940

Won 4, Lost 6, Tied 0

Coach: Leonard B. Allison

Captain: Bill Elmore

S28	L	Michigan	0-41	H
O5	W	St. Mary's	9-6	H
O12	L	Washington State	6-9	H
O19	W	UCLA	9-7	H
O26	L	Washington (16)	6-7	A
N2	L	Oregon State	13-19	H
N9	W	USC	20-7	A
N16	W	Oregon	14-6	H
N30	L	Stanford (3)	7-13	H
D28	L	Georgia Tech	0-13	A

1941

Won 4, Lost 5, Tied 0

Coach: Leonard B. Allison

Captains: Bob Reinhard, Jack

McQuary

S27	W	St. Mary's	31-0	H
O4	L	Washington State	6-13	A
O11	L	Santa Clara	0-13	H
O18	L	Oregon	7-19	P
O25	W	USC	14-0	H
N1	W	UCLA	27-7	A
N8	L	Washington	6-13	H
N15	L	Oregon State	0-6	H
N29	W	Stanford	16-0	A

P - Portland

1942

Won 5, Lost 5, Tied 0

Coach: Leonard B. Allison

Captains: Jim Jurkovich, John Ferguson

S26	W	St. Mary's	6-0	H
O3	L	Oregon State	8-13	A
O10	L	Santa Clara	6-7	H
O17	L	UCLA	0-21	H
O24	W	Washington	19-6	A
O31	W	Oregon	20-7	H
N7	L	USC	7-21	A
N14	W	Montana	13-0	H
N21	L	Stanford	7-26	H
D12	W	Navy Pre-Flight	12-6	H

1943

Won 4, Lost 6, Tied 0

Coach: Leonard B. Allison

Captain: Art Honegger

S25	W	St. Mary's	27-12	H
O2	L	USC	0-7	H
O9	L	Pacific (20)	6-12	H
O16	W	UCLA	13-0	A
O23	L	St. Mary's Pre-Fl.	0-39	H
O30	L	(20) USC (5)	0-13	A
N6	W	San Francisco	32-0	H
N13	W	UCLA	13-6	H
N20	L	Alameda Cst. Grd.	0-7	H
N27	L	Del Monte Pre-Fl. (10)	8-47	H

1944

Won 3, Lost 6, Tied 1

Coach: Leonard B. Allison

Captains: Game Captains

S23	W	St. Mary's	31-7	H
S30	W	UCLA	6-0	H
O7	T	USC	6-6	A
O14	W	Pacific	14-0	H
O21	L	(12) Fleet City	2-19	H
O28	L	Washington	7-33	H
N4	L	Coast Guard	6-12	H
N11	L	UCLA	0-7	A
N18	L	USC (12)	0-32	H
N25	L	St. Mary's Pre-Fl.	6-33	H

1945

Won 4, Lost 5, Tied 1

Coach: Lawrence T. Shaw

Captains: Game Captains

S22	L	St. Mary's	13-20	H
S29	L	USC	2-13	H
O6	W	Washington	27-14	H
O13	L	UCLA	0-13	A
O27	W	Nevada	19-6	H
N3	T	Washington State	7-7	H
N10	L	USC	0-14	A
N17	L	Oregon	13-20	H
N24	W	UCLA (12)	6-0	H
D1	W	St. Mary's Pre-Flt.	6-0	H

1946

Won 2, Lost 7, Tied 0

Coach: Frank Wickhorst

Captain: Harry Pieper

S28	L	Wisconsin	7-28	H
O5	L	Oregon	13-14	H
O12	W	St. Mary's (16)	20-13	H
O19	L	UCLA (4)	6-13	H
O26	L	Washington	6-20	A
N2	W	Washington State	47-14	H
N9	L	USC (14)	0-14	A
N16	L	Oregon State	7-28	H
N23	L	Stanford	6-25	H

1947

Won 9, Lost 1, Tied 0 (Final AP

Ranking No. 15)

Coach: Lynn O. Waldorf

Captains: John Graves, Harry Agler

S20	W	Santa Clara	33-7	H
S27	W	Navy	14-7	H
O4	W	St. Mary's	45-6	H
O11	W	(8) Wisconsin	48-7	A
O18	W	(4) Washington State	21-6	H
O25	L	(4) USC (10)	14-39	H
N1	W	(14) UCLA (19)	6-0	A
N8	W	(12) Washington	13-7	H
N15	W	(10) Montana	60-14	H
N22	W	(9) Stanford	21-18	A

1948

Won 10, Lost 1, Tied 0 (Final AP

Ranking No. 4)

Coach: Lynn O. Waldorf

PACIFIC COAST CONFERENCE

CO-CHAMPIONS

Captain: Gene Frassetto

S18	W	Santa Clara	41-19	H
S25	W	Navy	21-7	B
O2	W	St. Mary's	20-0	H
O9	W	(9) Wisconsin	40-14	H
O16	W	(6) Oregon State	42-0	H
O23	W	(4) Washington	21-0	A
O30	W	(4) USC	13-7	A
N6	W	(5) UCLA	28-13	H
N13	W	(4) Washington State	44-14	H
N20	W	(4) Stanford	7-6	H

ROSE BOWL

J1 L (4) Northwestern (7) 14-20 P

B - Baltimore

P - Pasadena

1949

Won 10, Lost 1, Tied 0 (Final AP

Ranking No. 3)

Coach: Lynn O. Waldorf

PACIFIC COAST CONFERENCE

CHAMPIONS

Captains: Rod Franz, Jim Turner

S17	W	Santa Clara	21-7	H
S24	W	St. Mary's	29-7	H
O1	W	Oregon State	41-0	Po
O8	W	(10) Wisconsin	35-20	A
O15	W	(9) USC (12)	16-10	H
O22	W	(5) Washington	21-7	H
O29	W	(4) UCLA (20)	35-21	A
N5	W	(4) Washington State	33-14	H
N12	W	(4) Oregon	41-14	H
N19	W	(3) Stanford (12)	33-14	A

ROSE BOWL

J2 L (3) Ohio State (6) 14-17 Pa

Po - Portland

Pa - Pasadena

1950

Won 9, Lost 1, Tied 1 (Final AP

Ranking No. 5)

Coach: Lynn O. Waldorf

PACIFIC COAST CONFERENCE

CHAMPIONS

Captains: Pete Schabarum, Jim Monachino

S23	W	(14) Santa Clara	27-9	H
S30	W	(14) Oregon	28-7	Po
O7	W	(9) Pennsylvania (20)	14-7	H
O14	W	(7) USC	13-7	A
O21	W	(5) Oregon State	27-0	H
O28	W	(5) St. Mary's	40-25	H
N4	W	(6) Washington (12)	14-7	A
N11	W	(6) UCLA (19)	35-0	H

N18 W (4) San Francisco 13-7 H

N25 T (4) Stanford 7-7 H

ROSE BOWL

J1 L (5) Michigan (9) 6-14 Pa

Po - Portland

Pa - Pasadena

1951

Won 8, Lost 2, Tied 0 (Final AP

Ranking No. 12)

Coach: Lynn O. Waldorf

Captains: Les Richter, Charlie

Harris

S22	W	(5) Santa Clara	34-0	H
S29	W	Pennsylvania	35-0	A
O6	W	(2) Minnesota	55-14	H
O13	W	(2) Washington State	42-35	A
O20	L	(1) USC (11)	14-21	H
O27	W	(9) Oregon State (6)	35-14	H
N3	L	(9) UCLA	7-21	A
N10	W	(17) Washington	37-28	H
N17	W	(16) Oregon	28-26	H
N24	W	(19) Stanford (3)	20-7	A

1952

Won 7, Lost 3, Tied 0

Coach: Lynn O. Waldorf

Captains: John Olszewski, Bill Mais

S20	W	(8) Pacific	34-13	H
S27	W	(8) Missouri	28-14	H
O4	W	(4) Minnesota	49-13	A
O11	W	(3) Oregon	41-7	P
O18	W	(3) Santa Clara	27-7	H
O25	L	(4) USC (7)	0-10	A
N1	L	(11) UCLA (7)	7-28	H
N8	L	Washington	7-22	A
N15	W	Washington State	28-13	H
N22	W	Stanford	26-0	H

P - Portland

1953

Won 4, Lost 4, Tied 2

Coach: Lynn O. Waldorf

Captains: Tom Dutton, Al Talley

S19	L	(14) Baylor (20)	0-25	H
S26	W	(14) Oregon State	26-0	P
O3	L	Ohio State (6)	19-33	H
O10	W	Pennsylvania (20)	40-0	A
O17	W	(16) San Jose State	34-14	H
O24	L	USC (11)	20-32	H
O31	L	UCLA (10)	7-20	A
N7	W	Washington	53-25	H
N14	T	Oregon	0-0	H
N21	T	Stanford (16)	21-21	A

P - Portland

1954

Won 5, Lost 5, Tied 0

Coach: Lynn O. Waldorf

Captains: Paul Larson, Jim

Hanifan, Matt Hazeltine

S18	L	(12) Oklahoma (2)	13-27	H
S25	W	(17) San Jose State	45-0	H
O2	L	(18) Ohio State (14)	13-21	A
O9	L	Oregon	27-33	H
O16	W	Washington State	17-7	H
O23	L	USC (17)	27-29	A
O30	L	UCLA (3)	6-27	H
N6	W	Washington	27-6	A
N13	W	Oregon State	46-7	H
N20	W	Stanford	28-20	H

1955

Won 2, Lost 7, Tied 1

Coach: Lynn O. Waldorf

Captain: Jim Carmichael

S17	L	Pittsburgh	7-27	A
S24	L	Illinois	13-20	H
O1	W	Pennsylvania	27-7	H
O8	T	Washington State	20-20	H
O15	L	Oregon	0-21	P
O22	L	USC (10)	6-33	H
O29	L	UCLA (6)	0-47	A
N5	W	Washington	20-6	H
N12	L	Oregon State	14-16	H
N19	L	Stanford (18)	0-19	A

P - Portland

1956

Won 3, Lost 7, Tied 0

Coach: Lynn O. Waldorf

Captains: Don Gilkey, Herb Jackson

S22	L	Baylor	6-7	H
S29	L	Illinois	20-32	A
O6	W	Pittsburgh (7)	14-0	H
O13	L	Oregon State	13-21	A
O20	L	UCLA	20-34	H
O27	W	Washington	16-7	A
N3	L	Oregon	6-28	H
N10	L	USC (16)	7-20	A
N17	L	Washington State	13-14	H
N24	W	Stanford	20-18	H

1957

Won 1, Lost 9, Tied 0

Coach: Pete Elliott

Captains: Mike White, Bob Currie,

Art Forbes

S21	L	SMU	6-13	H
S28	L	Washington State	7-13	A
O5	L	Michigan State (2)	0-19	H
O12	L	Navy	6-21	H
O19	W	USC	12-0	H
O26	L	Oregon (18)	6-24	A
N2	L	UCLA	14-16	A
N9	L	Oregon State	19-21	H
N16	L	Washington	27-35	H
N23	L	Stanford	12-14	A

1958

Won 7, Lost 4, Tied 0 (Final AP

Ranking No. 16)

Coach: Pete Elliott

PACIFIC COAST CONFERENCE

CHAMPIONS

Captains: Joe Kapp, Jack Hart

S20	L	Pacific	20-24	H
S27	L	Michigan State (4)	12-32	A
O4	W	Washington State	34-14	H
O11	W	Utah	36-21	H
O18	W	USC	14-12	A
O25	W	Oregon	23-6	H
N1	L	Oregon State	8-14	A
N8	W	UCLA	20-17	H
N15	W	Washington	12-7	A
N22	W	(19) Stanford	16-15	H

ROSE BOWL

J1 L (16) Iowa (2) 12-38 P

ALL-TIME SCORES (continued)

O17	L	UCLA	12-19	A
O24	L	Oregon State	20-24	H
O31	L	USC (6)	7-14	H
N7	L	Oregon (15)	18-20	A
N14	L	Washington (13)	0-20	H
N21	W	Stanford	20-17	A

S - Seattle

1960

Won 2, Lost 7, Tied 1

Coach: Marv Levy

Captains: Steve Bates, Bill Patton

S17	L	Tulane	3-7	H
S24	L	Notre Dame	7-21	A
O1	L	Army	10-28	H
O8	T	Washington State	21-21	H
O15	L	USC	10-27	A
O22	L	Oregon	0-20	H
O29	W	Oregon State (15)	14-6	A
N5	L	UCLA (15)	0-28	H
N12	L	Washington (6)	7-27	A
N19	W	Stanford	21-10	H

1961

Won 1, Lost 8, Tied 1

Coach: Marv Levy

Captain: Jim Burress

S23	L	Texas (4)	3-28	H
S30	L	Iowa (1)	7-28	A
O7	T	Missouri	14-14	A
O14	W	Washington	21-14	H
O21	L	USC	14-28	H
O28	L	Penn State	16-33	A
N4	L	UCLA	15-35	A
N11	L	Air Force	14-15	H
N18	L	Kansas	7-53	H
N25	L	Stanford	7-20	A

1962

Won 1, Lost 9, Tied 0

Coach: Marv Levy

Captain: Larry Balliett

S22	L	Missouri	10-21	H
S29	W	San Jose State	25-8	H
O6	L	Pittsburgh	24-26	H
O13	L	Duke	7-21	A
O20	L	USC (3)	6-32	A
O27	L	Penn State	21-23	H
N3	L	UCLA	16-26	H
N10	L	Washington	0-27	A
N17	L	Kansas	21-33	A
N24	L	Stanford	13-30	H

1963

Won 4, Lost 5, Tied 1

Coach: Marv Levy

Captain: Jim Anderson

S21	W	Iowa State	15-8	H
S28	L	Illinois	0-10	A
O5	L	Pittsburgh (9)	15-35	A
O12	T	Duke	22-22	H
O19	W	San Jose State	34-13	H
O26	L	USC	6-36	H
N2	W	UCLA	25-0	A
N9	L	Washington	26-39	H
N16	W	Utah	35-22	A
N30	L	Stanford	17-28	A

1964

Won 3, Lost 7, Tied 0

Coach: Ray Willsey

Captains: Craig Morton, Ron

Calegari

S19	W	Missouri	21-14	H
S26	L	Illinois (3)	14-20	H
O3	L	Minnesota	20-26	H
O10	W	Miami	9-7	A
O17	W	Navy	27-13	H
O24	L	USC	21-26	A
O31	L	UCLA	21-25	H
N7	L	Washington	16-21	A
N14	L	Utah	0-14	H
N21	L	Stanford	3-21	H

1965

Won 5, Lost 5, Tied 0

Coach: Ray Willsey

Captains: Jim Phillips, Stan Dzura

S18	L	Notre Dame (3)	6-48	H
S25	L	Michigan (4)	7-10	A
O2	W	Kansas	17-0	H
O9	W	Air Force	24-7	A
O16	W	Washington	16-12	H
O23	L	UCLA	3-56	A
O30	W	Penn State	21-17	H
N6	L	USC (6)	0-35	H
N13	W	Oregon	24-0	P
N20	L	Stanford	7-9	A

P - Portland

1966

Won 3, Lost 7, Tied 0

Coach: Ray Willsey

Captains: John Beasley, Dan Goich

S17	W	Washington State	21-6	S
S24	L	Michigan (9)	7-17	H
O1	W	Pittsburgh	30-15	H
O8	L	San Jose State	0-24	H
O15	W	Washington	24-20	A
O22	L	UCLA (3)	15-28	H
O29	L	Penn State	15-33	A
N5	L	USC (9)	9-35	A
N12	L	Army	3-6	H
N19	L	Stanford	7-13	H

S - Seattle

1967

Won 5, Lost 5, Tied 0

Coach: Ray Willsey

Captains: Bob Crittenden, George

Gearhart

S16	W	Oregon	21-13	H
S23	L	Notre Dame (1)	8-41	A
S30	W	Michigan	10-9	H
O7	W	Air Force	14-12	H
O14	L	UCLA (4)	14-37	A
O21	L	Syracuse	14-20	A
O28	L	Washington	6-23	H
N4	L	USC (1)	12-31	H
N11	W	San Jose State	30-6	H
N18	W	Stanford	26-3	A

1968

Won 7, Lost 3, Tied 1

Coach: Ray Willsey

Captains: John McGaffie, Mike

McCaffrey

S21	W	Michigan	21-7	A
S28	W	Colorado	10-0	H
O5	W	(18) San Jose State	46-0	H

O12	L	(16) Army	7-10	A
O19	W	UCLA	39-15	H
O26	W	(11) Syracuse (10)	43-0	H
N2	T	(8) Washington	7-7	A
N9	L	(11) USC (1)	17-35	A
N16	W	(18) Oregon	36-8	H
N23	L	(18) Stanford	0-20	H
N30	W	Hawaii	17-12	A

1969

Won 5, Lost 5, Tied 0

Coach: Ray Willsey

Captains: Irby Augustine, Jim

Calkins

S20	L	Texas (4)	0-17	H
S27	W	Indiana (10)	17-14	A
O4	W	Rice	31-21	H
O11	W	Washington	44-13	H
O18	L	UCLA (8)	0-32	A
O25	W	Washington State	17-0	S
N1	L	USC (6)	9-14	H
N8	L	Oregon State	3-35	H
N15	W	San Jose State	31-7	H
N22	L	Stanford (14)	28-29	A

S - Spokane

1970

Won 6, Lost 5, Tied 0

Coach: Ray Willsey

Captains: Bob Richards, Phil

Croyle

S12	L	Oregon	24-31	P
S19	L	Texas (2)	15-56	A
S26	W	Indiana	56-14	H
O3	L	Rice	0-28	A
O10	W	Washington	31-28	A
O17	L	UCLA (19)	21-24	H
O24	W	Washington State	45-0	H
O31	W	USC (18)	13-10	A
N7	L	Oregon State	10-16	A
N14	W	San Jose State	35-28	H
N21	W	Stanford (11)	22-14	H

P - Portland

1971

Won 6, Lost 5, Tied 0

Coach: Ray Willsey

Captains: Sherman White, Ray

Youngblood

S11	L	Arkansas (7)	20-51	LR
S18	W	West Virginia	20-10	H
S25	W	San Jose State	34-10	H
O2	L	Ohio State (14)	3-35	A
O9	W	Oregon State	30-27	H
O16	W	Washington State	24-23	S
O23	W	UCLA	31-24	A
O30	L	USC (20)	0-28	H
N6	L	Washington (20)	7-30	H
N13	W	Oregon	17-10	A
N20	L	Stanford (18)	0-14	A

LR - Little Rock

S - Spokane

1972

Won 3, Lost 8, Tied 0

Coach: Mike White

Captains: Steve Sweeney, Bob

Kampa

S9	L	Colorado (2)	10-20	A
S16	W	Washington State	37-23	H
S23	L	San Jose State	10-17	H
S30	L	Missouri	27-34	A
O7	L	Ohio State (3)	18-35	H

O14	L	USC (1)	14-42	A
O21	L	UCLA (11)	13-49	H
O28	L	Washington	21-35	A
N4	W	Oregon	31-12	H
N11	L	Oregon State	23-26	P
N18	W	Stanford	24-21	H

P - Portland

1973

Won 4, Lost 7, Tied 0

Coach: Mike White

Captains: Kevin O'Dorisio, Fred

Weber

S15	L	Alabama (6)	0-66	B
S22	L	Illinois	7-27	H
S29	W	Army	51-6	A
O6	W	Washington	54-49	H
O13	L	Oregon	10-41	A
O20	W	Oregon State	24-14	H
O27	L	UCLA (13)	21-61	A
N3	L	USC (9)	14-50	H
N10	W	San Jose State	19-9	H
N17	L	Washington State	28-31	A
N24	L	Stanford	17-26	A

B - Birmingham

1974

Won 7, Lost 3, Tied 1

Coach: Mike White

Captains: Steve Bartkowski, Rob

Swenson

S14	L	Florida	17-21	A
S21	W	San Jose State	17-16	H
S28	W	Army	27-14	H
O5	W	Illinois (14)	31-14	A
O12	W	Oregon	40-10	H
O19	W	Oregon State	17-14	A
O26	L	(20) UCLA	3-28	H
N2	T	USC (6)	15-15	A
N9	W	(18) Washington	52-26	A
N16	W	(19) Washington State	37-33	H
N23	L	(19) Stanford	20-22	H

1975

Won 8, Lost 3, Tied 0 (Final AP

Ranking No. 14)

Coach: Mike White

Pacific-8 Conference Co-Champions

Captains: Chuck Muncie, Paul Von

der Mehden

S13	L	Colorado	27-34	A
S20	L	West Virginia (20)	10-28	H
S27	W	Washington State	33-21	A
O4	W	San Jose State	27-24	H
O11	W	Oregon	34-7	A
O18	W	Oregon State	51-24	H
O25	L	UCLA (19)	14-28	A
N1	W	USC (4)	28-14	H
N8	W	(18) Washington	27-24	H
N15	W	(15) Air Force	31-14	A
N22	W	(13) Stanford	48-15	A

1976

Won 5, Lost 6, Tied 0

Coach: Mike White

Captains: Joe Roth, Phil Heck

S11	L	(15) Georgia (16)	24-36	A
S18	L	Oklahoma (4)	17-28	A
S25	W	Arizona State	31-22	A
O2	W	San Jose State	43-16	H
O9	W	Oregon	27-10	H
O16	L	Oregon State	9-10	A
O23	L	UCLA (4)	19-35	H

O30	L	USC (4)	6-20	A
N6	W	Washington	7-0	A
N13	W	Washington State	23-22	H
N20	L	Stanford	24-27	H

1977

Won 8, Lost 3, Tied 0

Coach: Mike White

Captains: George Freitas, Burl Toler

S10	W	Tennessee	27-17	A
S17	W	Air Force	24-14	H
S24	W	Missouri	28-21	A
O1	W	(17) San Jose State	52-3	H
O8	L	(14) Washington State	10-17	A
O15	W	(20) Oregon State	41-17	H
O22	L	(15) UCLA	19-21	A*
O29	W	USC (10)	17-14	H
N5	L	(17) Washington	31-50	H
N12	W	Oregon	48-16	A
N19	L	Stanford	3-21	A

*UCLA forfeit due to an ineligible player.

1978

Won 6, Lost 5, Tied 0

Coach: Roger Theder

Captains: Duke Leffler, Ralph DeLoach

S9	L	Nebraska (10)	26-36	A
S16	W	Georgia Tech	34-22	A
S23	W	Pacific	24-6	H
S30	W	West Virginia	28-21	A
O7	W	Oregon	21-18	H
O14	W	Arizona	33-20	A
O21	L	UCLA (10)	0-45	H
O28	L	USC (6)	17-42	A
N4	L	Arizona State	21-35	A
N11	W	Washington State	22-14	H
N18	L	Stanford	10-30	H

1979

Won 7, Lost 5, Tied 0

Coach: Roger Theder

Captains: Paul Jones, Ron Hill

S8	W	Arizona State (18)	17-9	A
S15	W	Arizona	10-7	A
S22	W	San Jose State	13-10	H
S29	L	Michigan (11)	10-14	H
O6	L	Oregon	14-19	A*
O13	W	Oregon State	45-0	H
O20	L	UCLA	27-28	A
O27	L	USC (3)	14-24	H
N3	L	Washington (16)	24-28	H
N10	W	Washington State	45-13	A
N17	W	Stanford	21-14	A

*Oregon forfeit due to ineligible player

GARDEN STATE BOWL - E. Rutherford, NJ

D15	L	Temple	17-28	ER
-----	---	--------	-------	----

1980

Won 3, Lost 8, Tied 0

Coach: Roger Theder

Captains: Rich Campbell, Ron Coccimiglio, Kirk Karaczoff

S13	L	Florida	13-41	T
S20	L	Army	19-26	A
S27	L	Arizona	24-31	H
O4	L	Michigan	13-38	A
O11	W	Oregon	31-6	H
O18	W	Oregon State	27-6	H
O25	L	UCLA (3)	9-32	H
N1	L	USC (7)	7-60	A
N8	L	Arizona State	6-34	A
N15	L	Washington State	17-31	H
N22	W	Stanford	28-23	H

T - Tampa

1981

Won 2, Lost 9, Tied 0

Coach: Roger Theder

Captains: Harvey Salem, Ron Rivera

S5	L	Texas A&M	28-29	H
S12	L	Georgia (6)	13-27	A
S19	W	Arizona	14-13	A
S26	L	San Jose State	24-27	H
O10	L	Washington	26-27	H
O17	L	Arizona State (17)	17-45	A
O24	L	UCLA	6-34	A
O31	W	Oregon State	45-3	H
N7	L	USC (3)	3-21	H
N14	L	Washington State (17)	0-9	S
N21	L	Stanford	21-42	A

S - Spokane

1982

Won 7, Lost 4, Tied 0

Coach: Joe Kapp

Captains: Harvey Salem, Reggie Camp, Richard Rodgers

S11	W	Colorado	31-17	A
S18	W	San Diego State	28-0	H
S25	L	Arizona State (14)	0-15	H
O2	W	San Jose State	26-7	H
O9	L	Washington (1)	7-50	A
O16	W	Oregon	10-7	H
O23	L	UCLA (11)	31-47	H
O30	W	Oregon State	28-14	A
N6	L	USC (16)	0-42	A
N13	W	Washington State	34-14	H
N20	W	Stanford	25-20	H

1983

Won 5, Lost 5, Tied 1

Coach: Joe Kapp

Captains: Gale Gilbert, Ron Rivera, Richard Rodgers

S3	W	Texas A&M	19-17	A
S10	L	San Diego State	14-28	A
S17	W	San Jose State	30-9	H
O1	T	Arizona	33-33	H
O8	L	Oregon	17-24	A
O15	W	Oregon State	45-19	H
O22	L	UCLA	16-20	A
O29	L	USC	9-19	H
N5	W	Arizona State	26-24	H
N12	L	Washington State	6-16	A
N19	W	Stanford	27-18	A

1984

Won 2, Lost 9, Tied 0

Coach: Joe Kapp

Captains: Gale Gilbert, John Haina, Dave Pillsbury

S8	L	Arizona	13-23	A
S15	W	Pacific	28-12	H
S22	L	Oregon	14-21	H
S29	L	San Jose State	18-33	H
O6	W	Arizona State	19-14	A
O13	L	Oregon State	6-9	A
O20	L	UCLA	14-17	H
O27	L	USC (20)	7-31	A
N3	L	Washington (1)	14-44	A
N10	L	Washington St.	7-33	H
N17	L	Stanford	10-27	H

1985

Won 4, Lost 7, Tied 0

Coach: Joe Kapp

Captains: Mark Stephens, Hardy Nickerson, Ken Peltway

A31	W	San Jose State	48-21	H
S7	L	Washington St.	19-20	A
S14	L	Oregon State	20-23	P
S21	L	Arizona	17-23	H
O5	W	Missouri	39-32	A
O12	L	Washington	12-28	H
O19	W	Oregon	27-24	A
O26	L	UCLA (17)	7-34	A
N2	L	Arizona State	8-30	H
N9	W	USC	14-6	H
N23	L	Stanford	22-24	A

P - Portland

1986

Won 2, Lost 9, Tied 0

Coach: Joe Kapp

Captains: Gary Hein, Doug Riesenber, Hardy Nickerson

S13	L	Boston College	15-21	A
S20	W	Washington St.	31-21	H
S27	L	San Jose State	14-35	H
O4	L	Washington (12)	18-50	A
O11	L	Oregon State	12-14	H
O18	L	UCLA (19)	10-36	H
O25	L	Arizona (14)	16-33	A
N1	L	Oregon	9-27	H
N8	L	Arizona State (5)	0-49	A
N15	L	USC (13)	3-28	A
N22	W	Stanford (16)	17-11	H

1987

Won 3, Lost 6, Tied 2

Coach: Bruce Snyder

Captains: Brian Bedford, Kam King, Ken Harvey, Darryl Stallworth

S5	W	Pacific	42-0	H
S12	L	San Jose State	25-27	H
S19	L	Minnesota	23-32	A
S26	L	USC	14-31	H
O3	L	Tennessee (10)	12-38	A
O10	T	Arizona	23-23	H
O24	L	UCLA (8)	18-42	A
O31	W	Oregon	20-6	A
N14	W	Arizona State	38-20	H
N21	L	Stanford	7-31	A
N28	T	Washington State	17-17	T

T - Tokyo

1988

Won 5, Lost 5, Tied 1

Coach: Bruce Snyder

Captains: Chris Richards, Darryl Ingram, Natu Tautagaloa, Majett Whiteside

S10	W	Pacific	30-7	H
S17	L	Oregon State	16-17	A
S24	W	Kansas	52-21	H
O1	W	San Jose State	21-14	H
O8	L	Washington St.	13-44	A
O15	L	UCLA (2)	21-38	H
O22	W	Temple	31-14	H
O29	W	Arizona	10-7	A
N5	L	USC (2)	3-35	A
N12	L	Washington	27-28	A
N19	T	Stanford	19-19	H

1989

Won 4, Lost 7, Tied 0

Coach: Bruce Snyder

Captains: Troy Taylor, Tony Smith, David Ortega, Joel Dickson

S9	L	Oregon	19-35	A
S16	L	Miami (2)	3-31	A
S23	W	Wisconsin	20-14	H
S30	L	UCLA	6-24	A
O7	W	San Jose State	26-21	H
O14	L	USC (10)	15-31	H
O21	L	Washington	16-29	H
O28	L	Oregon State	14-25	H
N4	W	Arizona (15)	29-28	H
N11	W	Washington St.	38-26	H
N18	L	Stanford	14-24	A

1990

Won 7, Lost 4, Tied 1

Coach: Bruce Snyder

Captains: Game Captains (Seniors)

S8	W	Wisconsin	28-12	A
S15	L	Miami (10)	24-52	H
S22	L	Washington St.	31-41	A
S29	W	Arizona (18)	30-25	A
O6	W	San Jose State	35-34	H
O13	W	Arizona State	31-24	A
O20	W	UCLA	38-31	H
O27	L	Washington (7)	7-46	A
N3	T	USC (21)	31-31	A
N10	W	Oregon (20)	28-3	H
N17	L	Stanford	25-27	H

COPPER BOWL - Tucson, AZ

D31	W	Wyoming	17-15	T
-----	---	---------	-------	---

1991

Won 10, Lost 2, Tied 0 (Final AP Ranking No. 8)

Coach: Bruce Snyder

Captains: Game Captains (Seniors)

S7	W	Pacific	86-24	H
S14	W	(24) Purdue	42-18	H
S21	W	(20) Arizona	23-21	A
O5	W	(18) UCLA (24)	27-24	A
O12	W	(13) Oregon	45-7	H
O19	L	(7) Washington (3)	17-24	H
O26	W	(10) San Jose State	41-20	H
N2	W	(10) USC	52-30	H
N9	W	(7) Oregon State	27-14	A
N16	W	(6) Arizona State	25-6	H
N23	L	(6) Stanford (21)	21-38	A

CITRUS BOWL - Orlando, FL

J1	W	(14) Clemson (13)	37-13	O
----	---	-------------------	-------	---

1992

Won 4, Lost 7, Tied 0

Coach: Keith Gilbertson

Captains: Greg Zomalt, Al Casner, Mack Travis, Mick Barsala

S5	W	(20) San Jose State	46-16	H
S12	L	(17) Purdue	14-41	A
S24	W	Kansas (24)	27-23	A
O3	W	Oregon State	42-0	H
O10	L	(24) Washington (1)	16-35	A
O17	L	USC (18)	24-27	A
O24	L	Arizona	17-24	H
O31	W	UCLA	48-12	H
N7	L	Oregon	17-37	A
N14	L	Arizona State	12-28	A
N21	L	Stanford (13)	21-41	H

ALL-TIME SCORES (continued)

1993

Won 9, Lost 4, Tied 0 (Final AP Ranking No. 23)

Coach: Keith Gilbertson

Captains: Doug Brien, Todd

Steussie, Michael Davis, Eric Zomalt

S4	W	UCLA	27-25	A
S11	W	San Diego State	45-25	H
S18	W	(21) Temple	58-0	A
S25	W	(20) San Jose State	46-13	H
O2	W	(15) Oregon	42-41	H
O9	L	(16) Washington (13)	23-24	H
O16	L	(20) Washington State	7-34	A
O30	L	USC	14-42	H
N6	L	Arizona State	0-41	A
N13	W	Arizona (13)	24-20	H
N20	W	Stanford	46-17	A
N27	W	Hawaii	42-18	A
ALAMO BOWL - San Antonio, TX				
D31	W	Iowa	37-3	SA

1994

Won 4, Lost 7, Tied 0

Coach: Keith Gilbertson

Captains: Brian Thure, Jerrott

Willard, Artis Houston, Ricky Spears, Tyrone Edwards

S10	L	San Diego State	20-22	A
S17	L	Hawaii	7-21	H
S24	W	Arizona State	25-21	H
O1	W	San Jose State	55-0	H
O8	W	UCLA	26-7	H
O15	L	Oregon	7-23	A
O22	L	USC	0-61	A
O29	L	Washington State	23-26	H
N5	L	Arizona (18)	6-13	A
N12	L	Washington (22)	19-31	A
N19	W	Stanford	24-23	H

1995

Won 3, Lost 8, Tied 0

Coach: Keith Gilbertson

Captains: Dante DePaola, Je'Rod

Cherry, Ben Lynch, Reynard Rutherford

S2	L	San Diego State	9-33	A
S9	L	Fresno State	24-25	H
S23	W	San Jose State	40-7	H
S30	L	Arizona	15-20	A
O7	L	USC (5)	16-26	H
O14	L	Oregon (15)	30-52	H
O21	W	Oregon State	13-12	A
O28	L	UCLA (24)	16-33	A
N4	W	Washington State	27-11	H
N11	L	Arizona State	29-38	H
N18	L	Stanford	24-29	A

1996

Won 6, Lost 6

Coach: Steve Mariucci

Captains: Pat Barnes, Brandon Whiting, Ryan Longwell

S7	W	San Jose State	45-25	A
S14	W	San Diego State	42-37	H
S21	W	Nevada	33-15	H
S28	W	Oregon State-3OT	48-42	H
O5	W	USC (17)	22-15	A
O19	L	(19) Washington State	18-21	A
O26	L	(25) UCLA	29-38	H
N2	W	Arizona-4OT	56-55	H
N9	L	Arizona State (4)	7-35	A

N16	L	Oregon	23-40	A
N23	L	Stanford	21-42	H
ALOHA BOWL - Honolulu, HI				
D25	L	Navy	38-42	H

1997

Won 3, Lost 8

Coach: Tom Holmoe

Captains: Brandon Whiting, Bobby Shaw, Jeremy Newberry

S6	W	Houston	35-3	A
S20	W	Oklahoma	40-36	H
S27	L	USC	17-27	H
O4	L	Louisiana Tech	34-41	S
O11	L	Washington (10)	3-30	H
O18	L	Washington State (13)	37-63	A
O25	L	UCLA (13)	17-35	A
N1	W	Oregon State	33-14	H
N8	L	Arizona State (15)	21-28	H
N15	L	Arizona-2OT	38-41	A
N22	L	Stanford	20-21	A
<i>S - Shreveport</i>				

1998

Won 5, Lost 6

Coach: Tom Holmoe

Captains: Dameane Douglas, Matt Beck, Sekou Sanyika, John Welbourn

S5	W	Houston	14-10	H
S12	L	Nebraska (4)	3-24	H
S19	W	Oklahoma	13-12	A
S26	W	Washington State	24-14	H
O10	W	USC (19)	32-31	A
O17	L	Washington	13-21	A
O24	L	UCLA (2)	16-28	H
O31	W	Oregon State	20-19	A
N7	L	Arizona State	22-55	A
N14	L	Arizona (9)	23-27	H
N21	L	Stanford	3-10	H

1999

*Won 0, Lost 11**

Coach: Tom Holmoe

Captains: Matt Beck, Sekou Sanyika, Deltha O'Neal, Andre Carter, Mawuko Tugbenyoh, Kevin Doherty

S4	W	Rutgers*	21-7	H
S11	L	Nebraska (5)	0-45	A
S25	W	Arizona State*	24-23	H
O2	L	Washington State	7-31	A
O9	L	Brigham Young (24)	28-38	A
O16	W	UCLA*	17-0	A
O23	L	Washington	27-31	H
O30	W	USC*	17-7	H
N6	L	Oregon State	7-17	A
N13	L	Oregon	19-24	H
N20	L	Stanford	13-31	A

** game later forfeited by Cal*

2000

Won 3, Lost 8

Coach: Tom Holmoe

Captains: Andre Carter, Chidi Iwuoma, Reed Diehl, Jacob Waasdorp

S9	W	Utah	24-21	H
S16	L	Illinois (19)	15-17	A
S23	L	Fresno State	3-17	A
S30	L	Washington State	17-21	H
O7	L	Arizona State	10-30	A
O14	W	UCLA-3OT (13)	46-38	H

O21	L	Washington (9)	24-36	A
O28	W	USC	28-16	A
N4	L	Oregon State (14)	32-38	H
N11	L	Oregon (6)	17-25	A
N18	L	Stanford-OT	30-36	H

2001

Won 1, Lost 10

Coach: Tom Holmoe

Captains: Scott Fujita, Marcus Fields, Dewey Hale, Brandon Ludwig, Adam Sugarman

S1	L	Illinois	17-44	H
S8	L	Brigham Young	16-44	H
S22	L	Washington State	20-51	A
S29	L	Washington (13)	28-31	H
O13	L	Oregon (5)	7-48	H
O20	L	UCLA (4)	17-56	A
O27	L	Oregon State	10-19	A
N3	L	Arizona	24-38	H
N10	L	USC	14-55	H
N17	L	Stanford (13)	28-35	A
N23	W	Rutgers	20-10	A

2002

Won 7, Lost 5

Coach: Jeff Tedford

Captains: Nnamdi Asomugha, Kyle Boller, Joe Igber, Matt Nixon

A31	W	Baylor	70-22	H
S7	W	New Mexico State	34-13	H
S14	W	Michigan State (15)	46-22	A
S21	L	(23) Air Force	21-23	H
S28	L	Washington State (16)	38-48	H
O5	W	Washington (12)	34-27	A
O12	L	USC (20)	28-30	A
O19	W	UCLA	17-12	H
O26	L	Oregon State	13-24	A
N9	W	Arizona State (25)	55-38	A
N16	L	Arizona	41-52	H
N23	W	Stanford	30-7	H

2003

Won 8, Lost 6

Coach: Jeff Tedford

Captains: Adimchinobe Echemandu, Aaron Rodgers, Lorenzo Alexander, Donnie McCleskey

A23	L	Kansas State	28-42	A
A30	W	Southern Miss	34-2	H
S6	L	Colorado State	21-23	H
S11	L	Utah	24-31	A
S20	W	Illinois	31-24	A
S27	W	USC-3OT (3)	34-31	H
O4	L	Oregon State	21-35	H
O18	L	UCLA-OT	20-23	A
O25	W	Arizona	42-14	H
N1	W	Arizona State	51-23	A
N8	L	Oregon	17-21	A
N15	W	Washington	54-7	H
N22	W	Stanford	28-16	A
INSIGHT BOWL - Phoenix, AZ				
D26	W	Virginia Tech	52-49	P

2004

Won 10, Lost 2 (Final AP No. 9)

Coach: Jeff Tedford

Captains: J.J. Arrington, Aaron Rodgers, Lorenzo Alexander, Ryan Gutierrez

S4	W	(13) Air Force	56-14	A
S11	W	(13) New Mexico State	41-14	H

O2	W	(9) Oregon State	49-7	A
O9	L	(7) USC (1)	17-23	A
O16	W	(8) UCLA	45-28	H
O23	W	(7) Arizona	38-0	A
O30	W	(7) Arizona State (20)	27-0	H
N6	W	(4) Oregon	28-27	H
N13	W	(5) Washington	42-12	A
N20	W	(4) Stanford	41-6	H
D4	W	(4) Southern Miss	26-16	A
HOLIDAY BOWL - San Diego				
D30	L	(4) Texas Tech	31-45	SD

2005

Won 8, Lost 4 (Final AP No. 25)

Coach: Jeff Tedford

Captains: Marvin Philip, Donnie McCleskey

S3	W	(19) Sacramento St.	41-3	H
S10	W	(16) Washington	56-17	A
S17	W	(15) Illinois	35-20	H
S23	W	(13) New Mexico St.	41-13	A
O1	W	(12) Arizona	28-0	H
O8	L	(10) UCLA (16)	40-47	A
O15	L	(18) Oregon State	20-23	H
O22	W	(25) Washington St.	42-28	H
N5	L	(23) Oregon (13)	20-27,ot	A
N12	L	USC (1)	10-35	H
N19	W	Stanford	27-3	A
LAS VEGAS BOWL				
D22	W	Brigham Young	35-28	LV

2006

Won 10, Lost 3 (Final AP No. 14)

Coach: Jeff Tedford

Pac-10 Co-Champions

Captains: Desmond Bishop, Craig Stevens

S2	L	(9) Tennessee (23)	18-35	A
S9	W	(22) Minnesota	42-17	H
S16	W	(21) Portland State	42-16	H
S23	W	(21) Arizona St. (22)	49-21	H
S30	W	(20) Oregon State	41-13	A
O7	W	(16) Oregon (11)	45-24	H
O14	W	(10) Washington St.	21-3	A
O21	W	(11) Washington	31-24, ot	H
N4	W	(10) UCLA	38-24	H
N11	L	(8) Arizona	20-24	A
N18	L	(17) USC (4)	9-23	A
D2	W	(22) Stanford	26-17	H
HOLIDAY BOWL - San Diego				
D28	W	(20) Texas A&M (21)	45-10	SD

2007

Won 7, Lost 6

Coach: Jeff Tedford

Captains: Craig Stevens, Thomas DeCoud

S1	W	(12) Tennessee (15)	45-31	H
S8	W	(10) Colorado State	34-28	A
S15	W	(8) Louisiana Tech	42-12	H
S22	W	(6) Arizona	45-27	H
S29	W	(6) Oregon (11)	31-24	A
O13	L	(2) Oregon State	28-31	H
O20	L	(10) UCLA	21-30	A
O27	L	(18) Arizona State (7)	20-31	A
N3	W	(24) Washington St.	20-17	H
N10	L	USC (12)	17-24	H
N17	L	Washington	23-37	A
D1	L	Stanford	13-20	A
ARMED FORCES BOWL - Fort Worth				
D31	W	Air Force	42-36	FW


RECORD vs. ALL OPPONENTS

OPPONENT	W-L-T	PF	PA	FIRST/LAST	NOTES
Air Force	6-2-0	226	135	1961-2007	Cal: 2007 Armed Forces Bowl win
Alabama	1-1-0	13	66	1937-1973	Cal: 1938 Rose Bowl win
Arizona	13-12-2	692	642	1978-2007	Cal: Wins in four of last five meetings
Arizona State	13-14-0	591	740	1976-2007	ASU: Snaps Cal's four-game win streak in 2007
Arkansas	0-1-0	20	51	1971	Only game in Little Rock
Army	2-4-0	117	90	1960-1980	
Baylor	1-2-0	76	54	1953-2002	All three games in Berkeley
Boston College	0-1-0	15	21	1986	
BYU	1-2-0	79	110	1999-2005	Cal won '05 Las Vegas Bowl
UC Davis	8-0-0	293	20	1932-1939	All games in Berkeley
Carlisle	0-1-0	0	2	1899	Cal: first intersectional game
Clemson	1-0-0	37	13	1991	Citrus Bowl victory - Jan. 1, 1992
Colorado	2-2-0	78	71	1968-1982	Cal: won Joe Kapp's debut in 1982
Colorado State	1-1-0	55	51	2003-2007	Cal: Gets revenge on the road, rubber-match in 2008
Duke	0-1-1	29	43	1962-1963	
Florida	0-2-0	30	62	1974-1980	Both games in Florida
Fresno State	0-2-0	27	42	1995-2000	
Georgia	0-2-0	37	63	1976-1981	Both games in Athens
Georgia Tech	4-3-0	107	69	1928-1978	Cal: 1929 Rose Bowl loss
Hawaii	2-2-0	66	65	1934-1994	First three meetings in Honolulu
Houston	2-0-0	49	13	1997-1998	Cal won '97 opener in Astrodome
Idaho	4-0-0	90	19	1931-1934	All games in Berkeley
Illinois	3-7-0	183	228	1955-2005	Two of Cal's wins in Champaign
Indiana	2-0-0	73	28	1969-1970	
Iowa	1-3-0	68	111	1958-1993	Cal: 1993 Alamo Bowl win
Iowa State	1-0-0	15	8	1963	
Kansas	3-2-0	124	130	1961-1988	Cal: 3 straight wins
Kansas State	0-1-0	28	42	2003	
Louisiana Tech	1-1-0	76	53	1997-2007	Cal: Evens series with convincing 2007 victory
Miami	1-2-0	36	90	1964-1990	
Michigan	2-6-0	74	150	1940-1980	Michigan: 2 straight wins
Michigan State	1-2-0	58	73	1957-2002	Cal: won last meeting, 46-22, looks to even series in 2008
Minnesota	3-2-0	189	102	1951-2006	Cal: cruised to 42-17 win in 2006
Missouri	4-2-1	167	150	1952-1985	Cal: 2 straight wins
Montana	5-0-0	205	45	1927-1947	All games in Berkeley
Navy	3-2-0	106	90	1947-1996	Navy: won 1996 Aloha Bowl
Nebraska	0-3-0	29	105	1978-1999	
Nevada	29-2-1	1031	85	1899-1996	Cal: 12 straight wins
New Mexico State	3-0-0	116	40	2002-2005	Last meeting a Friday night ESPN game
Northwestern	0-1-0	14	20	1948	1949 Rose Bowl
Notre Dame	0-4-0	27	138	1959-1967	
Occidental	2-1-0	94	14	1916-1919	
Ohio State	1-5-0	95	141	1920-1972	OSU: 5 straight wins
Oklahoma	2-2-0	83	103	1954-1998	Cal: 2 straight wins
Oregon	39-29-2	1389	1129	1899-2007	Cal: 2 straight wins, upsets Ducks on late fumble in '07
Oregon State	33-27-0	1342	895	1905-2007	Cal: won last 2 in Corvallis by a combined 90-20
Pacific	12-3-0	403	110	1934-1991	Cal: won 7 of last 8
Pennsylvania	7-0-0	169	34	1924-1955	
Penn State	1-3-0	73	106	1961-1966	
Pittsburgh	2-3-0	90	103	1955-1966	Cal: won last meeting, 30-15
Pomona College	4-0-0	66	0	1904-1925	
Portland State	1-0	42	16	2006	Cal: second 40-pt game in five-game 40-pt streak
Purdue	1-1-0	56	59	1991-1992	Both games decided by at least 24 points
Rice	1-1-0	31	49	1969-1970	Home team victories
Rutgers	1-1-0	41	17	1999-2001	2001: Game moved to Nov. 23 from Sept. 15
St. Mary's	33-8-2	945	265	1898-1950	Cal: 127-0 win in 1920
San Diego State	3-3-0	158	145	1982-1996	Teams played for 4th straight year in '96
San Francisco	2-0-0	45	7	1943-1950	Both games in Berkeley
San Jose State	29-6-0	1084	514	1899-1996	Cal: 9 straight wins
Santa Clara	19-5-0	461	159	1913-1952	Cal: 6 straight wins
Southern California	30-61-6	1184	2058	1912-2007	Cal: Has lost six of the last seven meetings
SMU	0-1-0	6	13	1957	Only game in Berkeley
So. Mississippi	2-0-0	60	18	2003-2004	'04 game postponed from 9/16 due to hurricane
Stanford	44-55-11	1713	1755	1892-2007	Tied 9th most played NCAA series
Syracuse	1-1-0	57	20	1967-1968	Cal: won last meeting, 43-0
Temple	2-1-0	106	42	1979-1993	Cal: won last meeting, 58-0
Tennessee	2-2-0	102	121	1977-2007	Cal: Evens all-time series with season-opening win in '07
Texas	0-4-0	18	134	1959-1970	
Texas A&M	2-1-0	92	60	1981-2006	Cal: Cruises to 45-14 victory in 2006 Holiday Bowl
Texas Tech	0-1-0	31	45	2004	Holiday Bowl
Tulane	0-1-0	3	7	1960	Only game in Berkeley
UCLA	28-49-1	1313	1838	1933-2007	Cal: has won four straight over UCLA in Berkeley
Utah	4-2-0	182	109	1920-2003	
Virginia Tech	1-0-0	52	49	2003	Insight Bowl
Washington	37-46-4	1594	1665	1904-2007	Wash.: Upends Cal with big rushing effort in 2007
Wash. & Jefferson	0-0-1	0	0	1921	1922 Rose Bowl
Washington State	39-25-5	1538	1174	1919-2007	Cal: 2006 was first win in Pullman since 1979
West Virginia	2-1-0	58	59	1971-1978	Cal: won last game, 28-21
Whittier	2-0-0	27	17	1916-1935	Both games in Berkeley
Wisconsin	5-1-0	178	95	1946-1990	Cal: 3-0 in Madison
Wyoming	1-0-0	17	15	1990	1990 Copper Bowl

Note: 2008 opponents in bold type (Maryland will be first-time opponent)

DID YOU KNOW? DeSean Jackson led the nation with 18.2 yards per punt return and four punt return TDs in 2006.

BOWL HISTORY



ROSE BOWL

JANUARY 1, 1921


CALIFORNIA	28
OHIO STATE	0

The world of college football may never again witness the sheer dominance displayed by California's legendary "Wonder Teams" of the 1920s, and the 1920 football team, in particular, will forever be remembered as one of the all-time great teams in the history of the sport. Under the genius of coach Andy Smith, the Golden Bears completely dismantled opponents en route

to an 8-0 record and made their first appearance in the Rose Bowl. Despite their record and the fact that they had outscored opponents by a total margin of 482-14, the Bears entered the contest as an underdog. Possibly because some Easterners had not yet developed much respect for athletes on the West Coast, a respected Ohio State team was predicted to beat California by six points.

The Bears wasted little time in refuting such predictions, as Pesky Sprott scored a touchdown early in the first quarter to give California a 7-0 lead. That only proved to be the beginning of what was to become a rout, as Andy Smith's team was able to score two more touchdowns in the second quarter while a ferocious Bear defense held Ohio State scoreless for a 21-0 halftime lead. One of the scores came on a piece of Wonder Team trickery, as Sprott pitched the ball to end Brick Muller on a reverse who heaved the ball over 50 yards to Brodie Stephens for the touchdown. That play helped California, which subsequently earned the unofficial national title, break the game open and is thought of as one of the most famous plays in the history of the Rose Bowl.

California	7	14	0	7	-	28
Ohio State	0	0	0	0	-	0
			Cal			Ohio State
Total First Downs			17			11
Net Yards Rushing			244			105
Passing (PC-PA)			6-9			11-24
Net Yards Passing			102			133
Total Net Yardage			346			238



ROSE BOWL

JANUARY 1, 1922

CALIFORNIA	0
WASHINGTON & JEFFERSON	0

California's Wonder Team of 1921 may not have been quite as dominant as the 1920 squad, but it was no less successful on the football field. The Bears defeated every opponent they faced in the regular season, scoring a total of 167 points against conference opponents while only allowing 10. California took a 9-0 record into its second straight Rose Bowl, and although

the Bears were predicted to have an easy victory, steady rains had reduced the field to a quagmire, and coach Andy Smith predicted a 0-0 tie. The Bears were fortunate to escape with that, as they only gained 49 yards in total offense and had two first downs while Washington and Jefferson had a 36-yard touchdown run called back on an offside penalty. The Bears original strategy to use a wide-open passing attack was impossible given the condition of the field, and they instead had to rely entirely on power. The results were almost disastrous for the Bears, but Archie Nisbet averaged 39.7 yards on 13 punts and deserved much credit for keeping the Presidents from the end zone.

Washington and Jefferson had a distinct advantage in maturity as most of the men on their team were older than the average college player, and California originally objected to having to play a team from a school whose

scholarship requirements were far below that of California. The relatively unknown school representing the East was able to keep the Bears from scoring in the swamp-like condition of the field and put an end to California's winning streak at 18 games. It was important to note, however, that California had not yet tasted defeat and would not know it for another four years.

California	0	0	0	0	-	0
Wash. & Jeff.	0	0	0	0	-	0
				Cal		Wash. & Jeff.
Total First Downs				2		8
Net Yards Rushing				49		114
Passing (PC-PA)				2-6		1-4
Net Yards Passing				0		23
Total Net Yardage				49		137



ROSE BOWL

JANUARY 1, 1929

GEORGIA TECH	8
CALIFORNIA	7

The Rose Bowl of 1929 will be remembered forevermore as one of the most amazing and most talked of games played in the history of collegiate football. California's 1928 team, under coach Nibs Price, faced an undefeated Georgia Tech squad in a very closely contested battle that was made most memorable thanks to a single play by California's Roy Riegels.

After a scoreless first quarter, the Bears threatened by moving the ball to Georgia Tech's 25-yard-line. They were unable to get any farther, however, and possession was lost on downs. The next play became one of the most famous (or infamous) of all time. Riegels, California's All-American center, placed his name in the game's lore when Georgia Tech's Stumpy Thomason was hit by the Bears Benny Lom at the Georgia Tech 30. Riegels, who was pursuing the play, scooped up the fumble and started in the right direction, but suddenly he spun around and headed the wrong way. Riegels had reached the Cal one-yard-line before Lom was able to spin him back around, only to be tackled by Georgia Tech. The play resulted in a safety when the Engineers blocked Lom's subsequent punt.

Georgia Tech had a 2-0 lead at halftime, but was able to score again in the third quarter for an 8-0 lead into the fourth quarter. The Bears were finally able to score late in the fourth quarter as Lom passed to Irv Phillips in the end zone, but it was too little, too late.

California	0	0	0	7	-	7
Georgia Tech	0	2	6	0	-	8
				Cal		Georgia Tech
First Downs (rush,pass)				11 (8,3)		5 (4,1)
Rushing (Att-Net Yds.)				51-204		42-166
Passing (PC-PA-Int)				4-12-1		1-3-0
Passing Yards				67		23
Total Offensive Plays				63		45
Total Net Yardage				271		189



ROSE BOWL

JANUARY 1, 1938


CALIFORNIA	13
ALABAMA	0

California returned to the Rose Bowl with the "Thunder Team" of 1937. With a devastating offensive backfield and a rock-solid defense, the Golden Bears trampled their opponents in the regular season, posting a 9-0-1 record and scoring a total of 201 points while allowing only 33. The Bears, under coach Stub Allison, recorded six

shutouts against opponents and utilized a punishing ground game which not only earned the team the nickname "The Thunder Team" but landed the undefeated team an appearance in the Rose Bowl.

In the Rose Bowl of 1938, the Bears recorded an impressive victory over Alabama, 13-0. California relied on their brilliant backfield of Vic Bottari and Sam Chapman to pave the way on offense, and on defense, the Bears rendered the Crimson Tide offense ineffective, holding Alabama scoreless. Following a fumble recovery by Perry Schwartz in the second quarter, the Bears marched 61 yards and scored on a four-yard run by Bottari. The only other score came early in the third quarter, when Bottari scored a second touchdown on another four-yard run, making the final margin 13-0. California had completed an undefeated season for the first time since the Wonder Teams of the 1920s, and was rewarded with its last National Championship.

California	0	7	6	0	-	13	
Alabama	0	0	0	0	-	0	
				Cal			Alabama
Total First Downs				11			11
Net Yards Rushing				192			140
Passing (PC-PA)				2-9			3-13
Passing Yards				16			40
Total Net Yardage				208			180



ROSE BOWL

JANUARY 1, 1949

NORTHWESTERN 20
CALIFORNIA 14

Coach Pappy Waldorf will forever be remembered as one of the greatest coaches ever at California, and his 1948 team was the first of three consecutive Golden Bear teams he would lead to the Rose Bowl. The Bears of 1948 crushed their opponents en route to an undefeated, 10 win season, earning the team a berth in the Rose Bowl of 1949. The Bears scored

nearly three times as many total points as they allowed, and proved themselves as the top team on the West Coast.

The Rose Bowl of 1949 was billed as a battle of wits, as it pitted Pappy Waldorf against one of his former players, Northwestern coach Bob Voight. It proved to be an outstanding game, as the Bears matched the running of Jackie Jensen and Jack Swanner against Frank Aschenbrenner, Ed Tunnicliff, and Art Murakowski of Northwestern. Aschenbrenner opened the scoring with a 73-yard touchdown run in the first quarter, but Jensen returned the favor with a 67-yard scoring run of his own on the next series. The game may have been decided on a controversial touchdown in the second quarter, when Murakowski scored from the one-yard-line as he fumbled into the end zone. With Jensen sidelined with leg cramps, the Bears took the lead, 14-13, in the third quarter on a run by Swanner. Northwestern came back, however, to score the winning touchdown on a 43-yard run by Tunnicliff with 2:59 left in the game. Although the Bears lost the game, the final Associated Press Poll ranked California as the fourth best team in the nation.

California	7	0	7	0	-	14	
Northwestern	7	6	0	7	-	20	
				Cal			Northwestern
First Downs (rush,pass,pen.)				12 (8,4,0)			6 (5,1,0)
Rushing (Att-Net Yds.)				54-173			45-273
Passing (PC-PA-Int)				6-16-4			1-4-0
Passing Yards				83			17
Total Offensive Plays				70			49
Total Net Yardage				256			290

ROSE BOWL

JANUARY 2, 1950

OHIO STATE 17
CALIFORNIA 14

The Golden Bears entered the 1950 Rose Bowl with a perfect 10-0




record and what many considered to be the West Coast's finest post-World War II team. Under coach Waldorf, the 1949 Bears were an even more dominant team than the previous year's Rose Bowl team, scoring an average of over 30 points per contest while only allowing slightly over 11 points per game. Unfortunately for California, however, luck was not on their side.

The Bears had built a 7-0 halftime lead on a seven-yard run by Jim Monachino, but Ohio State scored 14 unanswered points to open a 14-7 lead at the end of the third quarter. Monachino stunned the Buckeyes early in the final period when his 44-yard touchdown run tied the score at 14-

14, but the Bears were to be denied once again. A bad punt by Bob Celeri gave Ohio State the ball deep in California territory late in the game and Ohio State's Jim Hague kicked a 17-yard game-winning field goal with 1:57 left in the contest. The Bears had managed to lose two consecutive Rose Bowls, but if it was any consolation, the final Associated Press Poll ranked the Golden Bears as the third best team in the country.

California	0	7	0	7	-	14	
Ohio State	0	0	14	3	-	17	
				Cal			Ohio State
First Downs (rush,pass,pen.)				12 (8,3,1)			19 (18,1,0)
Rushing (Att-Net Yds.)				40-133			67-221
Passing (PC-PA-Int)				3-13-4			5-14-1
Passing Yards				106			34
Total Offensive Plays				53			81
Total Net Yardage				239			255



ROSE BOWL

JANUARY 1, 1951

MICHIGAN 14
CALIFORNIA 6

Pappy Waldorf took his Golden Bears team of 1950 to a third consecutive Rose Bowl. Again the Bears entered the Rose Bowl as an undefeated team that had laid waste to the Pacific Coast Conference. And once again California's string of hard-luck Rose Bowl defeats continued. The Bears appeared ready to give coach Waldorf his first post-season victory, as


they entered the game with a 9-0-1 record, having outscored opponents 218-76 during the season.

On the third play of the game, Pete Schabarum exploded on a 73-yard touchdown run that was wiped out because of a penalty. The Bears went ahead 6-0 in the second quarter on a 39-yard touchdown pass from Jim Marinos to Bob Cummings, and it looked as if the Bears might get that elusive Rose Bowl victory. After halftime, however, the Wolverines dominated the action. With only 5:37 left in the game, Michigan took the lead. Moments later they added a second touchdown to secure a 14-6 win over California.

Although Pappy was never able to lead California to a Rose Bowl victory, from the years 1947 to 1952, the Golden Bears compiled a 53-9-1 record under coach Waldorf. Even after the Bears lost to Michigan in 1951, California was ranked as high as the fourth best team in the nation in the final polls, making it three straight years that the Bears had finished among the top five teams in the country.

California	0	6	0	0	-	6	
Michigan	0	0	0	14	-	14	
				Cal			Michigan
First Downs (rush,pass,pen.)				12 (11,1,0)			17 (8,8,1)
Rushing (Att-Net Yds.)				51-175			39-145
Passing (PC-PA-Int)				4-8-0			15-21-2
Passing Yards				69			146
Total Offensive Plays				59			60
Total Net Yardage				244			291

BOWL HISTORY (continued)



ROSE BOWL

JANUARY 1, 1959

IOWA	38
CALIFORNIA	12


California's last Rose Bowl appearance was one that many Old Blues would like to forget. Behind quarterback Joe Kapp and halfback Jack Hart, the Bears defeated both USC and UCLA en route to a 7-3 record and the Pacific Coast Conference Championship. California was the premier team on the West Coast and on January 1, 1959, the Bears faced Iowa in the Rose Bowl.

The Bears weren't given much of a chance of upending Iowa and California was true to form as the Hawkeyes recorded a convincing 38-12 victory. The Bears could do little to stop Iowa's powerful rushing game, as the Hawkeyes broke the Rose Bowl record for rushing yardage (429) and total offense (516). Iowa's Bob Jeter erased another Rose Bowl record with an 81-yard touchdown run and finished with 194 yards on only nine carries. Iowa had a commanding 20-0 halftime lead, then increased it to 32-6 after three quarters. Hart was able to score a pair of second half TDs on two runs, but it was hardly enough to turn the tide.

California	0	0	6	6	-	12
Iowa	7	13	12	6	-	38

Cal **Iowa**

First Downs (rush,pass,pen.)	20 (15,5,0)	24 (18,5,1)
Rushing (Att-Net Yds.)	53-214	55-429
Passing (PC-PA-Int)	9-20-2	9-14-0
Passing Yards	130	87
Total Offensive Plays	73	69
Total Net Yardage	344	516



GARDEN STATE BOWL

DECEMBER 15, 1979

TEMPLE	28
CALIFORNIA	17


California returned to post-season play after 20 years at the 1979 Garden State Bowl. Behind quarterback Rich Campbell, Cal featured a good offense and a solid defense that only yielded 15 points per contest in the regular season. The Bears won their first two and last two games of the season, all on the road, including impressive victories over Washington State and Stanford to bring home the Axe.

Facing Temple in the Garden State Bowl was no easy task for the Bears, as California failed to answer the Owls rushing attack and suffered a 28-17 defeat. The Owls took control of the game early, scoring on their first three possessions to open a 21-0 first quarter lead. Campbell put the Bears back in the game on a pair of second quarter touchdown passes to Matt Bouza and Joe Rose, and in the fourth quarter, Mick Luckhurst's 34-yard field goal pulled California within four at 21-17. That was as close as the Bears were able to come, however, as Temple scored another touchdown late in the game for the win.

California	0	14	0	3	-	17
Temple	21	0	0	7	-	28

Cal **Temple**

First Downs (rush,pass,pen.)	15 (3,11,1)	21 (17,4,0)
Rushing (Att-Net Yds.)	24-23	59-300
Passing (PC-PA-Int)	25-39-1	9-20-0
Passing Yards	241	81
Total Offensive Plays	63	79
Total Net Yardage	264	381



COPPER BOWL

DECEMBER 31, 1990

CALIFORNIA	17
WYOMING	15

The 1990 Golden Bears surprised the college football world by refuting predictions that they would be a last place team, capturing a 6-4-1 record and finishing in the top-half of the conference for the first time since 1979. Perhaps most memorable in the regular season, California put an end to "The Streak" by beating UCLA at Memorial Stadium and making a late rally to tie

USC in Los Angeles. Under coach Bruce Snyder, the Bears awakened from their hibernation of the '80s and were hungry for their first bowl victory in more than half a century.

Against Wyoming in the Copper Bowl, the Bears offense, which was very potent during the regular season, had its poorest showing of the season, gaining only 261 total yards. Fortunately, California's defense rose to the occasion to yield a season-low 15 points. Quarterback Mike Pawlawski fired a 25-yard touchdown pass to Brian Treggs in the second quarter to give the Bears a lead they would never relinquish. Robbie Keen nailed a 46-yard field goal in the third quarter, and fullback Greg Zomalt bulled into the end zone from four yards out early in the fourth as the Bears built a 17-9 advantage. In the final minutes of the game, the Bears had to hold off a Cowboy rally that included a 70-yard punt return for a touchdown. However, California stuffed the two-point conversion attempt to seal the victory.

California	0	7	3	7	-	17
Wyoming	0	3	0	12	-	15

Cal **Wyoming**

First Downs (rush,pass,pen.)	14 (5,9,0)	18 (7,10,1)
Rushing (Att-Net Yds.)	46-89	32-129
Passing (PC-PA-Int)	15-26-1	20-39-2
Passing Yards	172	226
Total Offensive Plays	72	71
Total Net Yardage	261	355



CITRUS BOWL

JANUARY 1, 1992

CALIFORNIA	37
CLEMSON	13

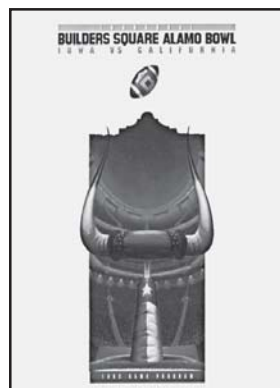
Led by Mike Pawlawski and Russell White, the Golden Bears had their most explosive offense since the 1975 team won the national scoring championship; in fact, the 1991 team put more points on the board than any California team since the Wonder Team of 1920. The Bears brought a 9-2 record into their first Jan. 1 bowl game in 33 years, capping a season in which they

scored a modern-day record 86 points against Pacific, won dramatic come-from-behind games at Arizona and at UCLA, and scored more points than any team in history against USC, a 52-30 whipping at Memorial Stadium.

In the Citrus Bowl, California faced a very tough Clemson squad that had one of the strongest defenses in college football, particularly against the rush. The Bears wasted little time being impressed, however, exploding for 17 first quarter points to leap to a comfortable lead before the Tigers knew what hit them. Among the first quarter highlights was a 72-yard punt return for a touchdown by Brian Treggs that just about crushed any hope Clemson had of coming back, as a ferocious Bear defense kept the Tigers at bay for the rest of the afternoon. Russell White gained 103 yards on 22 carries against a rush defense that had not allowed a 100-yard runner in nearly four years, and the Golden Bears proved to a

national television audience that they were indeed one of the elite, Top-10 teams in the nation.

California	17	10	10	0	-	37
Clemson	3	7	3	0	-	13
	Cal			Clemson		
First Downs (rush,pass,pen.)	22 (8,11,3)			19 (13,5,1)		
Rushing (Att-Net Yds.)	42-146			44-206		
Passing (PC-PA-Int)	21-33-0			15-36-3		
Passing Yards	230			123		
Total Offensive Plays	75			80		
Total Net Yardage	376			329		



ALAMO BOWL


DECEMBER 31, 1993

CALIFORNIA	37
IOWA	3

Riding a roller coaster of a regular season that began with five straight wins only to be followed by four consecutive losses and then three more victories, California received a bid to the inaugural Alamo Bowl in San Antonio, Texas. The Bears scored on four of their first five possessions and completely shut down the Iowa offensive attack, limiting the Hawkeyes to just 90 yards of total offense in the 37-3 victory.

After three Doug Brien field goals gave Cal a 9-0 lead 20 minutes into the game, quarterback Dave Barr hit Mike Caldwell for a six-yard score, followed by linebacker Jerrott Willard picking off a pass and rumbling 61 yards for the touchdown as time ran out, handing Cal a 23-0 halftime margin. Barr, who passed for two more scores in the second half to Iheanyi Uwaezuoke and Brian Remington, finished the game 21-of-28 for 266 yards, while Lindsey Chapman led the rushing attack with 89 yards. As a team, the Bears ended the contest with an impressive 43:14 to 16:46 time-of-possession advantage. The victory lifted Cal into the Top-25 teams in the nation in the final polls.

California	6	17	7	7	-	37
Iowa	0	0	3	0	-	3
	Cal			Iowa		
First Downs (rush,pass,pen.)	28 (14,13,1)			5 (2,3,0)		
Rushing (Att-Net Yds.)	55-179			21-20		
Passing (PC-PA-Int)	21-28-0			6-17-1		
Passing Yards	266			70		
Total Offensive Plays	83			38		
Total Net Yardage	445			90		



ALOHA BOWL

DECEMBER 25, 1996


NAVY	42
CALIFORNIA	38

In a game that followed a pattern established throughout the season, Cal provided plenty of offensive fireworks, but couldn't hold on in a 42-38 loss to Navy in the Aloha Bowl. Cal seemed to have the game well in hand with a 10-point lead late in the game, but Navy rallied for a pair of touchdowns in the final eight minutes.

The game got off to a bang when Deltha O'Neal returned the opening kickoff 100 yards for a score. Then the Bears settled into their offense, seeming to score at will in the first half, putting together drives of 81, 73, 35 and 61 yards en route to taking a 35-28 halftime lead. Quarterback Pat Barnes threw for three scores, two to wideout Bobby Shaw and one to tight end Sean Bullard, and O'Neal had a 31-yard TD scamper.

Cal, though, could manage only a 41-yard Ryan Longwell field goal in the second half, before Navy put on its late rush, culminating on a 10-yard TD run by backup QB Ben Fay with 1:41 left in the contest.

Navy	7	21	0	14	-	42
California	13	22	3	0	-	38
	Cal			Navy		
First Downs (rush,pass,pen.)	24 (7,17,0)			25 (12,12,1)		
Rushing (Att-Net Yds.)	38-121			50-251		
Passing (PC-PA-Int)	27-38-0			14-21-1		
Passing Yards	313			395		
Total Offensive Plays	76			71		
Total Net Yardage	434			646		



INSIGHT BOWL

DECEMBER 26, 2003

CALIFORNIA	52
VIRGINIA TECH	49

After 98 points and 1,081 yards of offense, the Insight Bowl came down to a 35-yard field goal try, and Tyler Fredrickson made the final kick of his Cal career as time expired to give the Bears a 52-49 victory over Virginia Tech.

Cal's Aaron Rodgers flirted with 400 yards passing in an aerial duel that saw both teams rally from 14-point deficits.


Rodgers was 27-of-35 for 394 yards and two TDs. He also ran for two scores and was named the game's offensive MVP.

Chase Lyman, starting in place of injured wide receiver Geoff McArthur, caught five passes for Cal bowl-record 149 yards, including a 33-yarder for a touchdown.

Rodgers, 15-for-17 for 245 yards in the second half, scored on an 8-yard option play to put Cal up 42-28 with 48 seconds left in the third quarter. Virginia Tech came back as DeAngelo Hall reversed his field for a 52-yard punt return that tied the game at 49-49 with 3:11 remaining.

The winning drive came after Virginia Tech's kickoff went out of bounds, giving Cal the ball on the 35. Rodgers completed three passes to the Hokie 20-yard line, and a five-yard run by J.J. Arrington set up Fredrickson's winning field goal on the game's final play.

California	7	14	21	10	-	52
Virginia Tech	21	7	0	21	-	49
				VT		
First Downs (rush,pass,pen.)	27 (8, 18, 1)			27 (9, 17, 1)		
Rushing (Att-Net Yds.)	26-153			41-136		
Passing (PC-PA-Int)	24-36-0			27-35-0		
Passing Yards	398			394		
Total Offensive Plays	62			76		
Total Net Yardage	551			530		



HOLIDAY BOWL

DECEMBER 30, 2004

TEXASTECH	45
CALIFORNIA	31

Cal, perhaps pining for a Rose Bowl bid that was snatched away by voters in the final week, came up against the vaunted Texas Tech aerial attack led by Sonny Cumbie and fell, 45-31, in the the Pacific Life Holiday Bowl. Cumbie threw for a career-high 520 yards and three touchdowns, as 21st-ranked Texas Tech upended the Golden Bears.


Cal's J.J. Arrington became just the third running back in Pac-10 history to rush for 2,000 yards in a season. The senior carried 25 times for 173 yards against Tech, finishing the year with 2,018 yards. His 2-yard run in the first quarter was his 15th of the year, breaking Cal's season record.

Tech had four scoring drives that took under two minutes each. Trailing 14-7 after the first quarter, the Red Raiders scored 24 straight points and had a commanding 31-14 lead by early in the third quarter.

Cal QB Aaron Rodgers threw an 11-yard TD pass to Garrett Cross and scored on a 1-yard sneak, both in the final quarter.

BOWL HISTORY (continued)

Texas Tech	7	17	14	7	-	45
California	14	0	3	14	-	31
TT Cal						
First Downs (rush,pass,pen.)	30 (8-18-4)			27 (11-15-1)		
Rushing (Att-Net Yds.)	21-77			39-221		
Passing (PC-PA-Int)	39-60-0			24-42-1		
Passing Yards	520			246		
Total Offensive Plays	81			81		
Total Net Yardage	597			467		



LAS VEGAS BOWL

DECEMBER 22, 2005

CALIFORNIA	35
BYU	28

Sophomore tailback Marshawn Lynch rushed for career highs of 194 yards and three touchdowns to win the MVP award and DeSean Jackson caught two scoring passes before Cal's defense held off Brigham Young in the Golden Bears' 35-28 victory in the 2005 Pioneer PureVision Las Vegas Bowl.


Junior Steve Levy passed for 228 yards in his second career start for the Bears (8-4), who hung on against BYU's fourth-quarter comeback in a high-octane game featuring 915 total yards.

Cal took a 21-point lead into the final quarter after Lynch's 35-yard scoring run and Jackson's exceptional 22-yard diving TD catch in the third. But BYU quarterback John Beck responded with scoring passes to Jonny Harline and Todd Watkins, whose 9-yard grab with 5:35 left cut Cal's lead to seven points.

The Bears missed a 50-yard field goal with 2:20 to play in the fourth, but the Cougars moved just 7 yards before Beck's arm was hit by Cal lineman Phillip Mbakogu on the ensuing series. Daymeion Hughes intercepted the wobbling pass to seal the Bears' second bowl victory in three postseason trips under head coach Jeff Tedford.

The Bears' stars were the difference. Jackson scored on a 42-yard romp through the BYU secondary 3 seconds before halftime, while Lynch had scoring runs of 3, 23 and 35 yards along with a handful of jaw-dropping second-effort rushes. His yards and touchdowns also were Cal bowl records.

BYU	0	14	0	14	-	28
California	7	14	14	0	-	35
BYU CAL						
First Downs (rush, pass, pen.)	27			26		
Rushing (Att-Net Yds.)	27-94			43-241		
Passes (PC-PA-Int)	35-53-2			16-23-0		
Passing Yards	352			228		
Total Offensive Plays	70			66		
Total Net Yardage	80-446			66-469		



HOLIDAY BOWL

DECEMBER 28, 2006

CALIFORNIA	45
TEXAS A&M	10

California had its largest margin of victory in bowl history with a 45-10 victory over Texas A&M in the Pacific Life Holiday Bowl. The win also gave the Bears their third in their last four bowl games played.

In his final game in a Bear uniform, Marshawn Lynch rushed for 111 yards and two touchdowns and was selected as the game's co-offensive MVP. Teammate Jus-


tin Forsett, the game's leading rusher with 124 yards, also found the endzone in the fourth quarter on an eight-yard dash.

Quarterback Nate Longshore had a sound statistical game completing 19-of-24 passes for 235 yards and a touchdown, en route to co-offensive MVP honors. Longshore also scored a touchdown on the ground when he plunged into the endzone from one yard out in the first quarter to even the score at 7-7.

Not to be overshadowed by the offense, linebacker Desmond Bishop recorded a game-high 12 tackles to earn Defensive MVP honors.

The Cal defensive unit was spectacular, allowing just 10 points, including a shutout in the second half. San Diego native, Mickey Pimentel re-recorded seven tackles, while Eddie Young intercepted a pass (his first career INT) in the fourth quarter highlighting the other defensive notables.

Texas A&M	7	3	0	0	-	10
California	7	7	14	17	-	45
A&M Cal						
First Downs (rush, pass, pen.)	9, 11, 1			11, 11, 0		
Rushing (Att-Net Yds.)	38-163			32-241		
Passes (PC-PA-Int)	18-29-1			19-24-1		
Passing Yards	186			235		
Total Offensive Plays	67			56		
Total Net Yardage	349			476		



ARMED FORCES BOWL

DECEMBER 31, 2007

CALIFORNIA	42
AIR FORCE	36

California had its largest comeback victory in a bowl game while lifting head coach Jeff Tedford to his school-record fourth bowl triumph with a 42-36 win over Air Force in the Bell Helicopters Armed Forces Bowl in Fort Worth, Texas.

The Falcons' crisp option offense kept the Golden Bears guessing through the first 20 minutes as Air Force scored on two drives, then pushed in another seven after a Bear miscue on a kickoff.


However, with Cal backup quarterback Kevin Riley stepping into the rotation, the Cal offense came to life. The freshman signal-caller connected with DeSean Jackson for a 40-yard score and found fellow standout receivers Lavelle Hawkins and Robert Jordan for touchdowns to pull the Bears within three, 24-21, midway through the third quarter.

Cal ran a relentless ground attack behind tailback Justin Forsett, who scored a pair of TDs while Air Force tallied just two field goals before Riley put the game away with a nifty option run and a 42-30 advantage.

Riley earned MVP honors by connecting on 16-of-19 passes for 269 yards and three TDs. Forsett tallied 140 yards rushing and DeCoud paced the defense with 10 tackles. Jordan was the receiving hero with six catches for 148 yards, one shy of the Golden Bear bowl record.

California	0	14	14	14	-	42
Air Force	7	14	6	9	-	36
Cal AF						
First Downs (rush, pass, pen.)	11, 14, 1			18, 5, 1		
Rushing (Att-Net Yds.)	34-202			61-312		
Passes (PC-PA-Int)	21-27-0			9-20-0		
Passing Yards	305			113		
Total Offensive Plays	61			81		
Total Net Yardage	507			425		


BOWL HISTORY & RECORDS



Bob Celeri



Marshawn Lynch



Matt Bouza

INDIVIDUAL RECORDS

RUSHING

Attempts: 34, Vic Bottari vs. Alabama, 1938 Rose Bowl
Yards: 194, Marshawn Lynch vs. BYU, 2005 Pioneer PureVision Las Vegas Bowl
Touchdowns: 3, Marshawn Lynch vs. BYU, 2005 Pioneer PureVision Las Vegas Bowl
Longest Rush: 67, Jackie Jensen vs. Northwestern, 1949 Rose Bowl

PASSING

Attempts: 42, Aaron Rodgers vs. Texas Tech, 2004 Holiday Bowl
Completions: 27, Pat Barnes vs. Navy, 1996 Aloha Bowl
 27, Aaron Rodgers vs. Virginia Tech, 2003 Insight Bowl
Yards: 394, Aaron Rodgers vs. Virginia Tech, 2003 Insight Bowl
Touchdowns: 3, Pat Barnes vs. Navy, 1996 Aloha Bowl
 3, Dave Barr vs. Iowa, 1993 Alamo Bowl
Interceptions: 3, Bob Celeri vs. Ohio State, 1950 Rose Bowl
Completion Percentage: 84.2% (16-19), Kevin Riley vs. Air Force, 2007 Armed Forces Bowl
Longest Pass: 54, Bob Celeri to Frank Brunk vs. Ohio State, 1950 Rose Bowl

RECEIVING

Receptions: 9, Tony Gonzalez vs. Navy, 1996 Aloha Bowl
Yards: 149, Chase Lyman vs. Virginia Tech, 2003 Insight Bowl
Touchdowns: 2, Bobby Shaw vs. Navy, 1996 Aloha Bowl
 2, DeSean Jackson vs. BYU, 2005 Las Vegas Bowl
Longest Reception: 54, Frank Brunk from Bob Celeri vs. Ohio State, 1950 Rose Bowl

SCORING

Points: 18, Marshawn Lynch vs. BYU, 2005 Las Vegas Bowl
Touchdowns: 3, Marshawn Lynch vs. BYU, 2005 Pioneer PureVision Las Vegas Bowl
Kicking Points: 13, Doug Brien vs. Iowa, 1993 Alamo Bowl
 13, Doug Brien vs. Clemson, 1992 Citrus Bowl
Extra Points: 7, Tyler Fredrickson vs. Virginia Tech, 2003 Insight Bowl
Field Goals: 3, Doug Brien vs. Iowa, 1993 Alamo Bowl
 3, Doug Brien vs. Clemson, 1992 Citrus Bowl
Field Goal Attempts: 3, Doug Brien vs. Iowa, 1993 Alamo Bowl
 3, Doug Brien vs. Clemson, 1992 Citrus Bowl
Longest Field Goal: 46, Robbie Keen vs. Wyoming, 1990 Copper Bowl

PUNTING

Punts: 13, Archie Nesbit vs. Washington & Jefferson, 1922 Rose Bowl
Punting Yards: 516, Archie Nesbit vs. Washington & Jefferson, 1922 Rose Bowl
Punting Average: 52.8, Ryan Longwell vs. Navy, 1996 Aloha Bowl
Longest Punt: 72, Ryan Longwell vs. Navy, 1996 Aloha Bowl

PUNT RETURNS

Returns: 5, Brian Treggs vs. Clemson, 1992 Citrus Bowl
Return Yards: 124, Brian Treggs vs. Clemson, 1992 Citrus Bowl
Longest Return: 72, Brian Treggs vs. Clemson, 1992 Citrus Bowl
Punt Return Touchdowns: 1, Brian Treggs vs. Clemson, 1992 Citrus Bowl

KICKOFF RETURNS

Returns: 6, Deltha O'Neal vs. Navy, 1996 Aloha Bowl
 6, Marshawn Lynch vs. Texas Tech, 2004 Holiday Bowl
Return Yards: 186, Deltha O'Neal vs. Navy, 1996 Aloha Bowl
Longest Return: 100, Deltha O'Neal vs. Navy, 1996 Aloha Bowl
Kickoff Return Touchdowns: 1, Deltha O'Neal vs. Navy, 1996 Aloha Bowl (100 yards)

PASSES DEFENDED

Interceptions: 1, many times. Last time: Eddie Young vs. Texas A&M, 2006 Holiday Bowl
Return Yards: 61, Jerrott Willard vs. Iowa, 1993 Alamo Bowl
Longest Return: 61, Jerrott Willard vs. Iowa, 1993 Alamo Bowl
Interception Return Touchdowns: 1, Jerrott Willard vs. Iowa, 1993 Alamo Bowl (61 yards)
Passes Broken Up: 3, Harrison Smith vs. Texas Tech, 2004 Holiday Bowl

FUMBLES

Recoveries: 1, many times. Last time: Harrison Smith vs. Texas Tech, 2004 Holiday Bowl
Return Yards: 5, Andre Rhodes vs. Navy, 1996 Aloha Bowl
Longest Return: 5, Andre Rhodes vs. Navy, 1996 Aloha Bowl
Fumble Return Touchdowns: 0


TACKLES

Total Tackles: 15, Greg Bracelin vs. Temple, 1979 Garden State Bowl
Tackles for Loss: 4, Jerrott Willard vs. Iowa, 1993 Alamo Bowl
Sacks: 2, many times. Last time: Jerrott Willard vs. Iowa, 1993 Alamo Bowl

BOWL HISTORY & RECORDS (continued)



Jerrott Willard



Joe Kapp



Brian Treggs

TEAM RECORDS


CALIFORNIA

Points: 52 vs. Virginia Tech, 2003 Insight Bowl
First Downs: 28 vs. Iowa, 1993 Alamo Bowl
Rushing Attempts: 55 vs. Iowa, 1993 Alamo Bowl
 55 vs. Iowa, 1959 Rose Bowl
Rushing Yards: 244 vs. Ohio State, 1921 Rose Bowl
Rushing Touchdowns: 5 vs. Virginia Tech, 2003 Insight Bowl
 5 vs. Texas A&M, 2006 Holiday Bowl
Passing Attempts: 42 vs. Texas Tech, 2004 Holiday Bowl
Passing Completions: 27 vs. Navy, 1996 Aloha Bowl
 27 vs. Virginia Tech, 2003 Insight Bowl
Completion Percentage: 79.2% (19-24) vs. Texas A&M, 2006 Holiday Bowl
Passing Yards: 394 vs. Virginia Tech, 2003 Insight Bowl
Passing Touchdowns: 3 vs. Navy, 1996 Aloha Bowl
 3 vs. Iowa, 1993 Alamo Bowl
3 vs. Air Force, 2007 Armed Forces Bowl
Had Intercepted: 4 vs. Ohio State, 1950 Rose Bowl
 4 vs. Northwestern, 1949 Rose Bowl
Total Plays: 83 vs. Iowa, 1993 Alamo Bowl
Total Yards: 530 vs. Virginia Tech, 2003 Insight Bowl
Fumbles Lost: 2 many times. Last time: vs. Air Force, 2007 Armed Forces Bowl
Penalties: 9 vs. Ohio State, 1950 Rose Bowl
 9 vs. BYU, 2005 Las Vegas Bowl
Penalty Yards: 85 vs. BYU, 2005 Las Vegas Bowl
Sacks: 7 vs. Wyoming, 1990 Copper Bowl
Tackles for Loss: 9 vs. BYU, 2005 Las Vegas Bowl

OPPONENT

Points: 49, Virginia Tech, 2003 Insight Bowl
First Downs: 30, Texas Tech, 2004 Holiday Bowl
Rushing Attempts: 67, Ohio State, 1950 Rose Bowl
Rushing Yards: 429, Iowa, 1959 Rose Bowl
Rushing Touchdowns: 6, Navy, 1996 Aloha Bowl
Passing Attempts: 60, Texas Tech, 2004 Holiday Bowl
Passing Completions: 39, Texas Tech, 2004 Holiday Bowl
Completion Percentage: 71.4% (15-21), Michigan, 1951 Rose Bowl
Passing Yards: 520, Texas Tech, 2004 Holiday Bowl
Passing Touchdowns: 4, Virginia Tech, 2003 Insight Bowl
Had Intercepted: 3, Clemson, 1992 Citrus Bowl
Total Plays: 81, Ohio State, 1950 Rose Bowl
 81, Texas Tech, 2004 Holiday Bowl
Total Yards: 646, Navy, 1996 Aloha Bowl
Fumbles: 5, Georgia Tech, 1929 Rose Bowl
Penalties: 12, BYU, 2005 Las Vegas Bowl
Penalty Yards: 103 BYU, 2005 Las Vegas Bowl
Sacks: 5, Iowa, 1993 Alamo Bowl
Tackles for Loss: 11, Navy, 1996 Aloha Bowl

ALL-AMERICANS (First Team Only)



Bob Reinhard



DeSean Jackson

1921	Brick Muller, E	WC
1922	Brick Muller, E	WC
1924	Babe Horrell, C	WC
1928	Irv Phillips, E	UPI, NYS, NANA, A-A B
1929	Roy Riegels, C	CP, AP
	Bert Schwarz, G	AP, NYS
1930	Ted Beckett, G	A-A B, GR, SF Chronicle
1931	Rusty Gill, HB	AFP, NYS
1934	Arleigh Williams, HB	INS
1935	Lawrence Lutz, T	AP, A-A B, NANA
1936	Bob Herwig, C	UPI, UN, FC
1937	Sam Chapman, HB	AP, NYS, UPI, INS, A-A B, GR
	Bob Herwig, C	Colliers
	John Meek, QB	Colliers, NYS
	Perry Schwartz, E	A-A B
	Vard Stockton, G	UPI, INS
1938	Vic Bottari, HB	INS, A-A B, CP, GR, ISWA, NW, HW
1940	Bob Reinhard, T	GR
1941	Bob Reinhard, T	GR
1947	Rod Franz, G	A-A B, FC, GR
1948	Rod Franz, G	AP, NYS
	Jackie Jensen, FB	A-A B, INS, GR, NYDN, NEA
	Jim Turner, T	INS
1949	Bob Celeri, QB	FD
	Rod Franz, G	Look, AP, UPI, INS, NYS
	Forrest Klein, G	NEA
	Jim Turner, T	INS
1950	Jim Monachino, RB	Look
	Les Richter, G	AP, UPI, INS, SN, Look
	Carl Van Heuit, DB	Look, HAF
1951	Les Richter, G	AP, UPI, INS, SN, Look
1952	John Olszewski, HB	INS, NEA, FC
1953	Matt Hazeltine, C	INS, NBC, Look
1954	Matt Hazeltine, C	INS
	Paul Larson, QB	FW, FN, Look
	Sam Williams, QB	Acad A-A
1958	Joe Kapp, QB	FW, T
1964	Craig Morton, QB	FW, FC, FN, SN, NEA
1968	Ed White, NG	AP, FW, Kodak, FC
1971	Sherman White, DT	AP, UPI, SN, NEA, FW
1974	Steve Bartkowski, QB	Consensus
	Chris Mackie, OG	FW
1975	Chuck Muncie, RB	Consensus
	Steve Rivera, WR	Consensus
1976	Ted Albrecht, OT	AP
	Joe Roth, QB	SN


1982	Harvey Salem, OT	SN
	David Lewis, TE	GNS
1983	Ron Rivera, LB	Consensus
1987	Scott Tabor, P	SN
1989	Robbie Keen, P	FC
1991	Troy Auzenne, OT	FC
	Russell White, RB	FW, WC
1992	Sean Dawkins, WR	Consensus
1993	Todd Steussie, OT	FC
1995	Duane Clemons, LB	FN
	Regan Upshaw, DE	PFW
1996	Tony Gonzalez, TE	FN, SN
1997	Bobby Shaw, WR	SN
1999	Deltha O'Neal, CB/RET	Consensus
2000	Andre Carter, DE	Consensus
	Nick Harris, P	Consensus
2004	J.J. Arrington, TB	Consensus
	Marvin Philip, C	SI
	Ryan Riddle, DE	SI, SN
2006	Daymeion Hughes, CB	Consensus
	DeSean Jackson, PR	Consensus
	Marshawn Lynch, RB	FW
2007	DeSean Jackson, AP	FC
	Alex Mack, C	SN

LEGEND

A-A B	All-America Board	ISWA	Intercollegiate Sports Writers Association
AP	Associated Press	Look	Look Magazine
AFP	American Football Players	NANA	Natl. American Newspaper Alliance
CP	Central Press	NBC	National Broadcasting Company
FC	Football Coaches (Kodak)	NEA	Newspaper Enterprises Association
FD	Football Digest	NYDN	New York Daily News
FN	Football News	NYS	New York Sun
FW	Football Writers	NW	Newsweek Magazine
GNS	Gannett News Service	PFW	Pro Football Weekly
GR	Grantland Rice	R	Rivals.com
HW	Hearst Writers	SI	Sports Illustrated.com
HAF	Helms Athletic Foundation	SN	The Sporting News
INS	International News Service	T	Time Magazine
		WC	Walter Camp

DID YOU KNOW? Sixteen-year NFL veteran Hardy Nickerson led the Bears in tackles for three straight years.

ALL-CONFERENCE



Brandon Mebane

FIRST TEAM
ALL-CONFERENCE

1927	Fred Coltrin, T
	Irv Phillips, E
1928	Stephen Bancroft, T
	Ben Lom, HB
	Irv Phillips, E
1929	Ben Lom, HB
	Robert Norton, E
	Roy Riegels, C
	Bert Schwarz, G
1930	Ted Beckett, G
1931	Rusty Gill, HB
	Ralph Stone, E
1932	Hank Schaldach, HB
1933	Larry Lutz, T
1934	Arleigh Williams, HB
1935	Floyd Blower, HB
	Jack Brittingham, E
	Bob Herwig, C
	Larry Lutz, T
1936	Bob Herwig, C
1937	Vic Bottari, HB
	Sam Chapman, HB
	Bob Herwig, C
	John Meek, QB
	Perry Schwartz, E
	Vard Stockton, G
1938	Dave Anderson, FB
	Vic Bottari, HB
	Dave De Varona, T
	Willard Dolman, E
1939	Lee Artoe, T
1940	Bob Reinhard, T
1941	Bob Reinhard, T
1942	John Ferguson, E
1943	Art Honneger, HB
1944	Williams Hachten, G
	Roger Harding, C
1945	Wendell Beard, T
1947	Rod Franz, G
	John Graves, FB
1948	Jon Baker, LB
	Rod Franz, G
	Jack Jensen, FB
	Jack Swamer, HB
	Jim Turner, T
	Frank Van Deren, E

1949	Bob Celeri, QB
	Jim Cullom, T
	Rod Franz, G
	Jim Turner, T
1950	Ed Bartlett, DE
	Bob Karpe, T
	Jim Minahan, E
	Jim Monachino, HB
	Les Richter
	Pete Schabarum, FB
	Carl Van Heuit, DB
1951	Bob Karpe, T
	Charles Harris, C
	Dick Lemmon, DB
	Les Richter, C
1952	John Olszewski, FB
1953	Matt Hazeltine, C
1954	Jim Hanifan, E
	Paul Larson, QB
	Matt Hazeltine, C
1956	Don Gilkey, G
1958	Jack Hart, HB
	Joe Kapp, QB
1959	Frank Sally, T
1960	George Pierovich, FB
1964	Stan Dzura, DT
	Craig Morton, QB
	Jack Schraub, SE
1965	John Garamendi, OG
1966	Wayne Stewart, DB
1967	Mike McCaffrey, DE
1968	Mike McCaffrey, DE
	Wayne Stewart, SE
	Ken Wiedemann, DB
	Ed White, DT
1969	Irby Augustine, DE
	Bob Richards, OT
1970	Phil Croyle, DT
	Bob Richards, OT
	Sherman White, DT
	Ray Youngblood, DB
1971	Steve Sweeney, FL
	Sherman White, DT
	Ray Youngblood, DB
1972	Bob Kampa, DT
	Steve Sweeney, FL
1974	Steve Bartkowski, QB
	Chuck Muncie, RB
	Steve Rivera, WR
1975	Ted Albrecht, OT
	Chuck Muncie, RB
	Steve Rivera, WR
1976	Ted Albrecht, OT
	Jim Breech, K
	Duane Williams, C
1977	Jim Breech, K
	Ralph DeLoach, DL
	George Freitas, TE
1980	Rich Dixon, LB
1981	Harvey Salem, OT
1982	Harvey Salem, OT
1983	Ron Rivera, LB
1985	Keith Kartz, OT
	Hardy Nickerson, LB
1987	Ken Harvey, LB
	Scott Tabor, P
1988	Robbie Keen, PK/P
1989	David Ortega, LB
1990	Russell White, RB
1991	Troy Auzenne, OT



Jackie Jensen

1991	Doug Brien, PK
	Mike Pawlawski, QB
	Russell White, RB
1992	Chidi Ahanotu, DT
	Sean Dawkins, WR
	Todd Steussie, OT
1993	Eric Mahlum, C
	Todd Steussie, OT
	Jerrott Willard, LB
	Eric Zomalt, SAF
1994	Jerrott Willard, LB
1995	Duane Clemons, LB
	Regan Upshaw, DL
1996	Tarik Glenn, OT
	Tony Gonzalez, TE
	Ryan Longwell, P/PK
	Bobby Shaw, WR
1997	John McLaughlin, ST
	Bobby Shaw, WR
1998	Dameane Douglas, WR
	John McLaughlin, ST
	Sekou Sanyika, OLB
	John Welbourn, OT
1999	Andre Carter, DE
	Nick Harris, P
	Deltha O'Neal, CB/RET
	Sekou Sanyika, LB
	Jacob Waasdorp, DT
2000	Andre Carter, DE
	Nick Harris, P
2002	Tully Banta-Cain, DE
	LaShaun Ward, KOR
2003	Adimchinobe Echemandu, TB
	Donnie McCleskey, ROV
	Mark Wilson, OT
2004	J.J. Arrington, TB
	Matt Giordano, SAF
	Wendell Hunter, LB
	Geoff McArthur, WR
	Ryan O'Callaghan, OL
	Marvin Philip, C
	Ryan Riddle, DE
	Aaron Rodgers, QB
2005	Daymeion Hughes, DB
	Brandon Mebane, DL
2005	Ryan O'Callaghan, OL
	Marvin Philip, C

2006	Desmond Bishop, LB
	Daymeion Hughes, CB
	DeSean Jackson, WR/PR
	Marshawn Lynch, RB
	Alex Mack, OL
	Brandon Mebane, DT
2007	Jahvid Best, ST
	Justin Forsett, RB
	Alex Mack, C

Note: All-Coast prior to 1947

PAC-10 COACH
OF THE YEAR

1982	Joe Kapp
1990	Bruce Snyder
2002	Jeff Tedford
2004	Jeff Tedford

PAC-10 PLAYER
OF THE YEAR

1975	Chuck Muncie
1983	Ron Rivera (defense)
1991	Mike Pawlawski (offense)
1999	Deltha O'Neal (defense)
2006	Daymeion Hughes (def.)
	Marshawn Lynch (off.)

POP WARNER
TROPHY

Top senior on West Coast

1958	Joe Kapp
1964	Craig Morton
1975	Chuck Muncie
1983	Ron Rivera
1999	Deltha O'Neal
2004	J.J. Arrington

MORRIS TROPHY

Outstanding Pac-10 lineman

1993	Todd Steussie (offense)
2000	Andre Carter (defense)
2005	Ryan O'Callaghan (offense)
2007	Alex Mack (offense)